

TABLE OF CONTENTS



TERRITORY & RETAIL FIELD MANAGER DIRECTORY	1-2
LOCATIONS	3
FINANCING	4
CORN	5-20
CORN TECHNOLOGIES	5-6
CORN PRODUCTS	9-18
CORN PLANTER PLATE RECOMMENDATIONS	19-20
SOYBEANS	21-34
SOYBEAN TECHNOLOGIES	21-22
SOYBEAN PRODUCTS	23-32
SMALL GRAINS	33-36
WHEAT PRODUCTS	33-34
BARLEY & RYE PRODUCTS	35-36

FORAGES	37-59
ALFALFA	37-40
CLOVER	41-42
TREFOIL & TIMOTHY	43
BROMEGRASS	44
ORCHARDGRASS	45
RYEGRASS	46
TALL FESCUE	47
FESTULOLIUM & REED CANARY GRASS	48
FORAGE & PASTURE MIXES	49-51
SUMMER ANNUALS	53-55
FORAGE INFORMATION CHART	57-58
BRASSICA	59
COVER CROPS & MIXES	60-65
POLLINATOR MIXES	68
SILAGE INOCULANTS	69-70

A MESSAGE TO OUR CUSTOMERS.

THANK YOU FOR YOUR CONTINUED SUPPORT AND STEADFASTNESS IN A WORLD OF CHANGE.

To our valued customers,

Throughout this past year, change has occurred as fast as any time in recent memory. We are appreciative of the opportunity to work with you and keep business flowing as usual. Considering all that happened during the pandemic, agriculture remained a steadfast industry and thank you for allowing us to provide you seed and service throughout the course of it.

We know change opens the door for opportunity. There are many seed product options available to you these days, we thank you for continuing to trust in SEEDWAY and allowing us to be part of your operations as you move into the future. We strive to look for more ways to bring value, service and support to you, as we feel this is the backbone of our business. The pandemic has motivated us to look at our business and try to focus more on what we do well.

Our sales and support staff is eager to help you achieve your goals for 2022 and our products have never been higher performing or more consistent. We continue to strive to bring the best to you with both people and products, with both regional and local expertise and fit. It is this unique personalized approach to our industry that allows us to focus on your acres and your livelihood.

We are looking forward to a great 2022 together!

ADAM ROBERTSON

FARM SEED BUSINESS MANAGER



Don't See It Here?

SEEDWAY, LLC is also a proud supplier of Vegetable, Turf, and Wildlife Seed Products. To learn more visit our website at www.seedway.com or to request a Farm, Turf, or Wildlife products catalog scan the QR code at the left to be redirected to our website catalog inquiry page.



NORTH

CASSIDY FLETCHER



Northeast Sales Agronomist
& Technical Lead
P: 315.244.7182
E: cfletcher@seedway.com

TAYLOR PUTNAM




Territory Field Manager
Maine
P: 207.703.3046
E: tputman@seedway.com

RACHEL TOMKO



New England Sales Manager
North NY, VT, MA
P: 802.771.5782
E: rtomko@seedway.com

JANET HANEHAN



Territory Field Manager
Eastern NY & CT
P: 518.423.4809
E: jhanehan@seedway.com

MARK EDDY



Territory Field Manager
Northern NY
P: 315.778.6061
E: meddy@seedway.com

GLEN YOUSEY




Territory Field Manager
Central NY
P: 315.778.3077
E: gyousey@seedway.com

MASON MOORE



Territory Field Manager
Fingerlakes NY Area
P: 315.949.4415
E: mamooore@seedway.com

SHANE LAURIE



Territory Field Manager
Western NY
P: 315.244.2462
E: slaurie@seedway.com

BRIAN JANTZI



Retail Field Manager
Western NY & PA
P: 716.450.6638
E: bjantzi@seedway.com

KARA RICCONI



Forage & Grain Nutrition
Specialist
P: 908.642.4305
E: kriccioni@seedway.com

SCOTT RUSHE



Forage Market Development
Manager
P: 814.280.2451
E: srushe@seedway.com

STACY MARTIN



Southern Corn & Soybean
Specialist
P: 717.990.9224
E: stamartin@seedway.com

JEREMIAH ZIMMERMAN



Retail Field Manager
Central PA
P: 570.217.7990
E: jzimmerman@seedway.com

ROBERT CHAAPEL



Territory Field Manager
Central PA
P: 570.412.0475
E: rchaapel@seedway.com

MARK LENGEL



Retail Field Manager
Central PA
P: 570.660.0437
E: mlengel@seedway.com

LAMAR BOMBERGER




Territory Field Manager
Pennsylvania
P: 570.412.6867
E: lbomberger@seedway.com

CHAD HENRY



Territory Field Manager
Western PA & Eastern OH
P: 724.651.0380
E: chenry@seedway.com

JOHN MYERS



Territory Field Manager
Southeast PA & NJ
P: 717.363.0398
E: jmyers@seedway.com

NICK BRITT



Retail Field Manager,
North PA, NJ, & DE
P: 716.807.6571
E: nbritt@seedway.com

JOHN FALKENSTEIN



Territory Field Manager
Maryland & Northern Virginia
P: 717.363.0034
E: jfalkenstein@seedway.com

ANDY NEEL



Territory Field Manager
Southern Virginia & NC
P: 434.294.0063
E: aneel@seedway.com

WHERE TO FIND US.

FACILITIES



NEW YORK

HALL, NY

1734 Railroad Place
Hall, NY 14463
585-526-6391

TRUMANSBURG, NY

2059 State Route 96
Trumansburg, NY 14886



PENNSYLVANIA

MIFFLINBURG, PA

275 N 8TH
Mifflinburg, PA 17844
570-966-3841

EMMAUS, PA

5901 Vera Cruz Rd
Emmaus, PA 18049
610-967-4131



VERMONT

SHOREHAM, VT

3442 VT-22A
Shoreham, VT 05770
802-897-2281



SOUTH CAROLINA

ORANGEBURG, SC


170 Regional Parkway
Orangeburg, SC 29118
803-585-7501



MAINE

WALES, ME

295 Leeds Junction Rd
Wales, ME 04280
207-933-2109



FLORIDA

FROSTPROOF, FL

930 CO RD 630
Frostproof, FL 33843
863-635-4473

FLEXIBILITY THAT FITS YOUR FARM.



JOHN DEERE
FINANCIAL

Multi-use accounts are a service of John Deere Financial, f.s.b. John Deere Financing is available.

Ask about special financing that may be available to qualified customers.



We know **farming**. We know **finance**. We know **you**.

Get your financing from someone who knows as much about farming as they do about financing. We take a straight-forward approach to operational financing with time and money saving benefits.

- **Convenient and easy application process**
- **No penalties on early repayment**
- **Competitive interest rates**

Contact us for more details on all our financing programs!

*All applications are subject to credit approval by FS Agri-Finance underwriting.

**Must meet program requirements to be eligible for offer(s) on qualified products.

CONTACT YOUR SEEDWAY SALES REPRESENTATIVE
or the SEEDWAY Credit Department for more information at (585) 526 - 6391.

LIMITED WARRANTY

Seedway warrants for one year from the date of sale the Seeds to conform to the label descriptions provided as required by, and subject to the tolerances established by, state and federal seed laws. Seedway represents and warrants that good title to the Seeds will pass free and clear of all charges, claims, and liens of any nature. THE FOREGOING EXPRESS WARRANTIES ARE THE SOLE WARRANTIES MADE TO BUYER, AND SEEDWAY EXCLUDES AND DISCLAIMS ALL OTHER WARRANTIES, EXPRESS OR IMPLIED, INCLUDING THE WARRANTIES OF MERCHANTABILITY, NON-INFRINGEMENT, AND FITNESS FOR A PARTICULAR PURPOSE. THERE ARE NO OTHER WARRANTIES.

















BY ACCEPTANCE AND USE OF THE SEEDS, BUYER AGREES THAT SEEDWAY'S LIABILITY AND THE BUYER'S EXCLUSIVE REMEDY UNDER ANY THEORY WHATSOEVER SHALL BE LIMITED IN ALL EVENTS TO A RETURN OF THE PURCHASE PRICE OF THE SEEDS. SEEDWAY SHALL IN NO EVENT BE LIABLE FOR ANY CONSEQUENTIAL, PUNITIVE, SPECIAL OR INCIDENTAL DAMAGES ARISING FROM THIS SALE, INCLUDING LOST PROFITS OR LOSS OF USE OF PLANTS OR PRODUCTS FROM THE SEEDS. Claims for defects in the Seeds must be presented within 60 days after discovery, or sooner where required by law or applicable state provisions. Crop yields and quality are due to many causes and conditions beyond Seedway's control; Seedway does not warrant yield or quality. The provisions of this limited warranty and exclusive remedy are severable, and the lack of enforceability of any one provision does not affect the remaining provisions.

After any required or permitted state-specific arbitration, conciliation or mediation of disputes, ANY CONTROVERSY OR CLAIM ARISING OUT OF OR RELATING TO THIS SEED SHALL BE FULLY AND FINALLY RESOLVED BY ARBITRATION IN ACCORDANCE WITH THE RULES THEN PREVAILING OF THE AMERICAN ARBITRATION ASSOCIATION, AND JUDGMENT UPON AWARD RENDERED MAY BE ENTERED IN ANY COURT HAVING JURISDICTION THEREOF. Unless the parties otherwise agree in writing, such arbitration shall be conducted in New York, NY. No arbitration or other claim may be commenced by Buyer as to any Seeds more than one year after receipt of the Seeds. All claims arising out of or relating to this Seed shall be interpreted and construed in accordance with the laws of the State of New York. THESE TERMS SHALL NOT BE MODIFIED OR AMENDED EXCEPT IN WRITING SIGNED BY BOTH PARTIES.

CORN PRODUCTS

CORN TECHNOLOGY

CORN HYBRID TRAITS

SEEDWAY® TRAIT CODE	TRAIT NAME	TRAIT PACKAGE	HERBICIDE TOLERANCE	INSECT CONTROL
CONVENTIONAL	None (NO REFUGE INCLUDED)	None	No tolerance to either Glyphosate or Glufosinate.	Dependent on native resistance of base genetics.
RR	Roundup Ready® Corn 2 (NO REFUGE INCLUDED)		Tolerance to Glyphosate.	Dependent on native resistance of base genetics.
PAST RELEASES- VT2P (RIB) NEW RELEASES - VT (RIB)	VT Double PRO® RIB Complete® (5 % REFUGE IN A BAG)	 	Tolerance to Glyphosate.	Above Ground: European Corn Borer, Fall Armyworm, & Corn Earworm Below Ground: None
SS (RIB)	SmartStax® RIB Complete® (5 % REFUGE IN A BAG)	  	Tolerance to Glyphosate and Glufosinate.	Above Ground: European Corn Borer, Fall Armyworm, & Corn Earworm Below Ground: Corn Rootworm
TR (RIB)	Trecepta® RIB Complete® (5 % REFUGE IN A BAG)	 	Tolerance to Glyphosate.	Above Ground: European Corn Borer, Fall Armyworm, Corn Earworm, & Western Bean Cutworm Below Ground: None
GT	Agrisure® GT (NO REFUGE INCLUDED)		Tolerance to Glyphosate.	Dependent on native resistance of base genetics.
VIP 3110	Agrisure Viptera® 3110 (NO REFUGE INCLUDED)	 	Tolerance to Glyphosate and Glufosinate.	Above Ground: European Corn Borer, Fall Armyworm, Corn Earworm, & Western Bean Cutworm Below Ground: None
3000GT	Agrisure® 3000GT (NO REFUGE INCLUDED)	 	Tolerance to Glyphosate and Glufosinate.	Above Ground: European Corn Borer Below Ground: Corn Rootworm
DC 5222 (E-Z)	Agrisure Duracade® 5222 E-Z Refuge® (5 % E-Z REFUGE)	  	Tolerance to Glyphosate and Glufosinate.	Above Ground: European Corn Borer, Fall Armyworm, Corn Earworm, & Western Bean Cutworm Below Ground: Corn Rootworm

CORN HYBRID TRAITS

INSECT RESISTANCE MANAGEMENT® STATEMENT

Before opening a bag of seed, be sure to read and understand the stewardship requirements, including applicable refuge requirements for insect resistance management, for the biotechnology traits expressed in the seed set forth in the technology agreement that you sign. By opening and using a bag of seed, you are reaffirming your obligation to comply with those stewardship requirements.

Bayer Company is a member of Excellence Through Stewardship® (ETS). Bayer products are commercialized in accordance with ETS Product Launch Stewardship Guidance, and in compliance with Bayer's Policy for Commercialization of Biotechnology-Derived Plant Products in Commodity Crops. Commercialized products have been approved for import into key export markets with functioning regulatory systems. Any crop or material produced from this product can only be exported to, or used, processed or sold in countries where all necessary regulatory approvals have been granted. It is a violation of national and international law to move material containing biotech traits across boundaries into nations where import is not permitted. Growers should talk to their grain handler or product purchaser to confirm their buying position for this product. Excellence Through Stewardship® is a registered trademark of Excellence Through Stewardship.

ALWAYS READ AND FOLLOW PESTICIDE LABEL DIRECTIONS. B.t. products may not yet be registered in all states. Check with your representative for the registration status in your state.

IMPORTANT IRM INFORMATION: RIB Complete® corn blend products do not require the planting of a structured refuge except in the Cotton-Growing Area where corn earworm is a significant pest. **See the IRM/Grower Guide for additional information. Always read and follow IRM requirements.**

Roundup Ready® 2 Technology contain genes that confer tolerance to glyphosate. **Glyphosate** will kill crops that are not tolerant to glyphosate. Herculex® is a registered trademark of Dow AgroSciences LLC. LibertyLink® and the Water Droplet Design® is a trademark of BASF Corporation. Respect the Refuge and Corn Design® and Respect the Refuge® are registered trademarks of National Corn Growers Association. RIB Complete®, Roundup Ready 2 Technology and Design™, Roundup Ready®, SmartStax®, Trecepta® and VT Double PRO® are trademarks of Bayer Group.

Insect control technology provided by Vip3A is utilized under license from Syngenta Crop Protection AG. Agrisure Viptera® is a registered trademark of a Syngenta group company.

More information about Agrisure Duracade® is available at <http://www.biotradestatus.com/>.

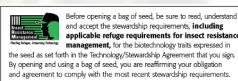
Before opening a bag of seed, be sure to read and understand the stewardship requirements, including applicable refuge requirements for insect resistance management, for the biotechnology traits expressed in the seed set forth in the technology agreement that you sign. By opening and using a bag of seed, you are reaffirming your obligation to comply with those stewardship requirements.

Important: Always read and follow label and bag tag instructions; only those labeled as tolerant to glufosinate may be sprayed with glufosinate ammonium based herbicides.

Agrisure®, Agrisure Duracade®, Agrisure Viptera® and E-Z Refuge® are registered trademarks of a Syngenta Group Company.

Seed products with the LibertyLink® (LL) trait are resistant to the herbicide glufosinate ammonium, an alternative to glyphosate in corn, and combine high-yielding genetics with the powerful, non-selective, postemergent weed control of Liberty® herbicide for optimum yield and excellent weed control. LibertyLink®, Liberty® and the Water Droplet logo are registered trademarks of BASF.

Agrisure® Technology incorporated into these seeds is commercialized under license from Syngenta Seeds, LLC. Herculex® Technology incorporated into these seeds is commercialized under license from Dow AgroSciences, LLC. HERCULEX® and the HERCULEX Shield are trademarks of Dow AgroSciences, LLC.



SILAGE CORN

**32 Years of Silage
Research Means**

With over a quarter century of regional silage research and development behind every hybrid, SEEDWAY® brings dairy farmers the most progressive and best suited silage corn hybrids for East Coast growing conditions. From conventional to fully- traited products, our line- up focuses on starch, fiber digestibility, agronomics and yields to help elevate your milk production and output to **GREATER HEIGHTS!**



INTRODUCING A NEW SEED CORN HYBRID NUMBERING SYSTEM!

You will notice certain hybrids have a different hybrid number than what you may have seen in the past.

These hybrids include all new 2022 releases as well as some 2021 releases that have additional trait offerings.

SW 9035SS (RIB)

HYBRID MATURITY

PLACE HOLDER
NUMBER

TRAIT OPTION

TRAIT

NEW TRAIT CODE

CONVENTIONAL	NO TRAIT CODE
Roundup Ready® Corn 2	RR
VT Double PRO® RIB Complete®	VT (RIB)
SmartStax® RIB Complete®	SS (RIB)
Trecepta® RIB Complete®	TR (RIB)
Agrisure® GT	GT
Agrisure Viptera®	VP
Agrisure Duracade® 5222 E-Z Refuge®	DC 5222 (E-Z)

Some hybrids are available in more than one trait package.

Please use the 2 letter code to make sure the right trait option is selected.

SEEDWAY CORN

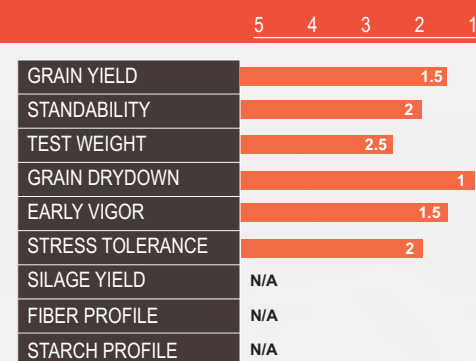
CORN HYBRIDS

NEW SW 7821GT

One of the newest and earliest SEEDWAY hybrids that includes the added benefits of glyphosate tolerance. Strong out of the ground for early planting and chilled soils. Good plant stature and ear flex put it in play for silage in addition to grain. Husks flare open at maturity to promote rapid grain drydown. Dependable stalks and roots. Adapted to all soil types and fertility levels. Stand alone trait package.



78 DAY RM

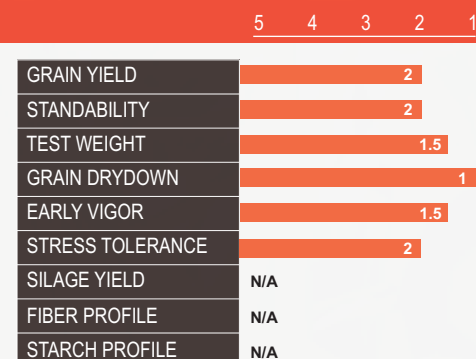


NEW SW 8260

New early conventional hybrid that adds some depth to the early season options. More of a grain appearance in the field with some pretty attractive test weight numbers. Flowers early and dries down reliably even when pushed north or when the heat units come up short. Less flex to the ears, so it prefers a good plant population under it. No traited versions coming.

CONVENTIONAL

82 DAY RM

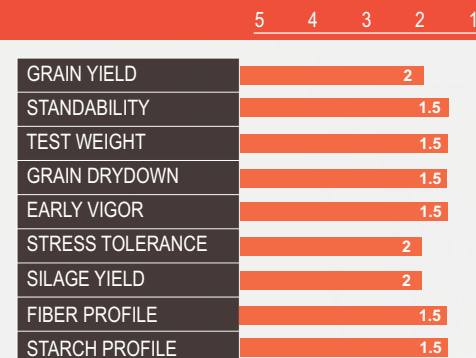


SW 2190SS (RIB)

Real early, fully-traited hybrids are hard to come by and this one gets the job done right. Excellent agronomic package that performs well on less productive soils, moderately productive soils, and also highly productive soils to boot. Deep kernels dry down fast to produce high test weight grain. Excellent stalk and root strength in a stand alone trait package.



83 DAY RM

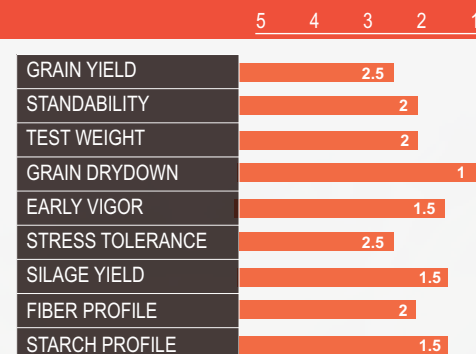


Key: 1 = Excellent , 5 = Poor , N/A = Not Available

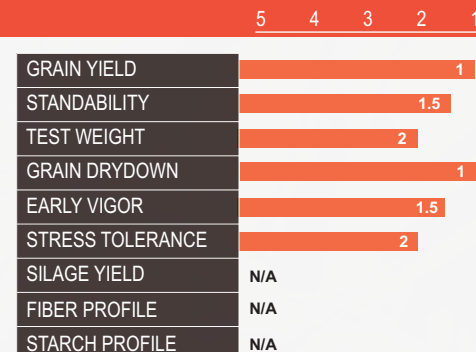
SW 2840VT2P (RIB) • SW 2840RR

A sharp looking hybrid in the field with a more determinant ear that benefits from a good plant population under it. Strong early vigor makes it a good choice for early planting and reduced tillage. Puts in its best performance on more productive soils and responds to top management. Keep in zone and north. Husks flare open to promote rapid grain drydown. Recommended use where Corn Rootworm is not a concern. Both VT Double PRO® RIB Complete® and Roundup Ready® Corn 2 versions are available.

VTDoublePRO®
RIB COMPLETE

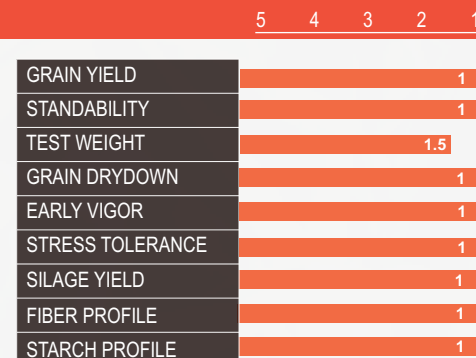
**Roundup
Ready®**
CORN 2
86 DAY RM**NEW SW 8775**

Another new early conventional hybrid that helps round out the offerings. More of a dual-purpose look in the field and a lot of grain with the package. A fairly high yield for the maturity so it can compete with fuller season hybrids. More flex to the ears allows planting across a wider populaton range. Sound agronomics. No traited versions coming.

CONVENTIONAL**87 DAY RM****NEW SW 9035SS (RIB) • SW 9035VT (RIB)**

Genetic family previously identified as SW 3590. The SmartStax® RIB Complete® version is new this season to help bolster the trait offerings on this key hybrid in the maturity. Makes a great pairing with SW 3600SS (RIB) for either grain or silage. Same broad adaptation and consistent performance with more yield. Strong out of the ground and rapid grain drydown for a timely harvest. Excellent standability. Superior fiber and starch package for silage. A VT Double PRO® RIB Complete® version, SW 9035VT (RIB), is also available.

SmartStax®
RIB COMPLETE

VTDoublePRO®
RIB COMPLETE
90 DAY RM

CORN HYBRIDS

SW 9124RR • ^{NEW} SW 9124

Genetic family previously identified as SW 3624, this is a very consistent hybrid in the Northeast market. Always in the running on highly productive, moderately productive and even less productive soils. Offers reliable standability when used for grain and dependable feeding quality when used for silage. A real workhorse for both options. A conventional version, SW 9124, is new this year to strengthen the non-traited options. Recommended use where Corn Rootworm pressure is not an issue.



CONVENTIONAL

91 DAY RM

	5	4	3	2	1
GRAIN YIELD				2	
STANDABILITY				1.5	
TEST WEIGHT				2	
GRAIN DRYDOWN				1.5	
EARLY VIGOR				1.5	
STRESS TOLERANCE				2	
SILAGE YIELD				2	
FIBER PROFILE				1.5	
STARCH PROFILE				2	

SW 9231SS (RIB) • SW 9231VT (RIB)

Genetic family previously identified as SW 3110. Big, robust hybrid with a larger, flex ear and solid husk cover makes lots of corn to fill the bin or the silo. A true dual-purpose hybrid adapted to a wide range of soil types and fertility levels but rewards the producer under better growing conditions with even more yield. Still a significant following. Both SmartStax® RIB Complete® and VT Double PRO® RIB Complete® trait packages are available.



92 DAY RM

	5	4	3	2	1
GRAIN YIELD				1.5	
STANDABILITY				2	
TEST WEIGHT				2	
GRAIN DRYDOWN			3		
EARLY VIGOR				1.5	
STRESS TOLERANCE				1.5	
SILAGE YIELD				1.5	
FIBER PROFILE				2	
STARCH PROFILE				2	

^{NEW} SW 9375VT (RIB)

Brawny hybrid with superior leafiness and quite a large, girthier ear with flex. Husks are quite good and flair open at harvest to expose well-filled tips. Strong out of the ground in the spring for early planting and chilled soils. Top notch yields of grain and silage. Performs well in zone and moving north. This product is designed as a prescription to remedy those acres that have yield limitations with adapted genetics. Stand alone trait platform for use where Corn Rootworm is not a concern.



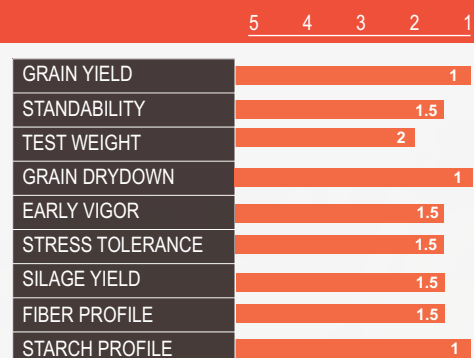
93 DAY RM

	5	4	3	2	1
GRAIN YIELD					1
STANDABILITY				2	
TEST WEIGHT				2	
GRAIN DRYDOWN				1.5	
EARLY VIGOR					1
STRESS TOLERANCE					1
SILAGE YIELD					1
FIBER PROFILE					N/A
STARCH PROFILE					N/A

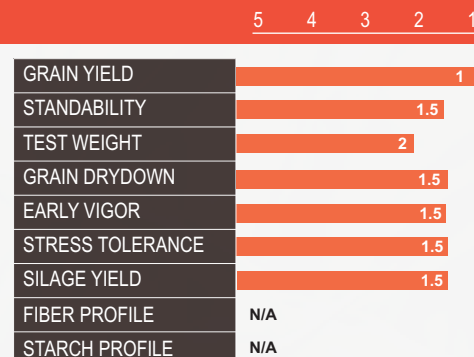
Key: 1 = Excellent , 5 = Poor , N/A = Not Available

NEW SW 9504VT (RIB)

An exciting new addition to the line-up that looks simply outstanding in the field. A tall, robust plant with a girthy, flex ear that holds together well into the harvest season. Makes a great companion to the popular SW 3768SS (RIB) with more yield. Demonstrates the value of the Anthracnose Stalk Rot trait with superior stalk health. Excellent standability. Stand alone trait platform for use where Corn Rootworm is not a concern.

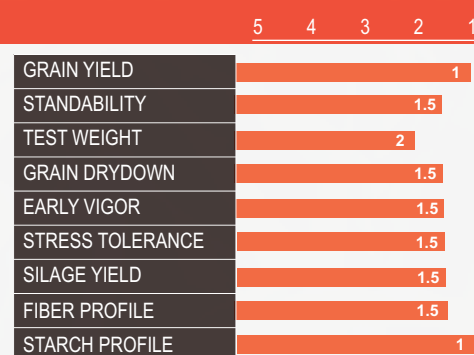
VTDoublePRO
 RIB COMPLETE
95 DAY RM**NEW SW 9726TR (RIB)**

Showcases the exciting new Trecepta® technology which offers improved control of both Western Bean Cutworm and Corn Earworm in high caliber genetics. Exceptional grain yields with rapid drydown and dual-purpose flexibility. The large, girthy ear with deep kernels has a lot of flex to adapt to different population levels. Recommended use where Corn Rootworm pressure is not an issue. Stand alone trait package.

Trecepta
 RIB COMPLETE
97 DAY RM**SW 9839SS (RIB) • NEW SW 9839VT (RIB)**

Genetic family previously identified as SW 3960. Long-eared hybrid with good girth, husks that dependably cover the tips and a lot of flex means more yield in the bin and in the bunk. Stands strong in the field for grain. Nice starch profile for silage. Good choice for corn on corn ground. Resists Northern Leaf Blight, Gray Leaf Spot and Stalk Anthracnose. SmartStax® RIB Complete® and VT Double PRO® RIB Complete® versions are both available.

SmartStax
 RIB COMPLETE

VTDoublePRO
 RIB COMPLETE
98 DAY RM

CORN HYBRIDS

SW 4000SS (RIB) • SW 4000VT2P (RIB)

A big and brawny hybrid with long ears makes a lot of bushels of high test weight grain and a lot of tons of high quality silage. Husks flare open to promote fast grain drydown prior to harvest. Adapted to all yield environments, but excels on the better soils. Both SmartStax® RIB Complete® and VT Double PRO® RIB Complete® trait packages are available.

SmartStax®
RIB COMPLETE

VTDoublePRO®
RIB COMPLETE

99 DAY RM

	5	4	3	2	1
GRAIN YIELD					1
STANDABILITY					1.5
TEST WEIGHT					1
GRAIN DRYDOWN					1
EARLY VIGOR					1
STRESS TOLERANCE					1.5
SILAGE YIELD					1.5
FIBER PROFILE					1
STARCH PROFILE					1.5

SW 0030SS (RIB) • SW 0030VT (RIB) • SW 0030

Genetic family previously identified as SW 4030. SW 0030 is a girthy-eared hybrid with a leafy appearance in the field that produces abundant harvests of either grain with high test weight or forage with enviable fiber and starch profiles. Goes south as an early corn and can handle the tough acre. SmartStax® RIB Complete®, VT Double PRO® RIB Complete® and conventional trait packages are all options.

SmartStax®
RIB COMPLETE

VTDoublePRO®
RIB COMPLETE

CONVENTIONAL

100 DAY RM

	5	4	3	2	1
GRAIN YIELD					1
STANDABILITY					1.5
TEST WEIGHT					2
GRAIN DRYDOWN					1.5
EARLY VIGOR					1.5
STRESS TOLERANCE					1.5
SILAGE YIELD					1.5
FIBER PROFILE					1
STARCH PROFILE					1

SW 5440SS (RIB) • SW 5440VT2P (RIB) • SW 5440

A very consistent performer that holds up across a wide geography with good adaptation. High yield for the maturity, reliable standability and dependable drydown make this hybrid a favorite of the grain grower. The leafy plant and high grain content from the girthy ears makes a lot of feed for the silage grower. SmartStax® RIB Complete®, VT Double PRO® RIB Complete® and conventional trait packages are all available.

SmartStax®
RIB COMPLETE

VTDoublePRO®
RIB COMPLETE

CONVENTIONAL

105 DAY RM

	5	4	3	2	1
GRAIN YIELD					1.5
STANDABILITY					2
TEST WEIGHT					2
GRAIN DRYDOWN					1
EARLY VIGOR					2
STRESS TOLERANCE					2.5
SILAGE YIELD					1.5
FIBER PROFILE					2
STARCH PROFILE					2.5

Key: 1 = Excellent , 5 = Poor , N/A = Not Available

SW 0763VT (RIB) • ^{NEW} SW 0763

Genetic family previously identified as SW 6340. Exceptional yield potential when positioned on moderately productive to highly productive soils. Tends to flower later than other hybrids of similar maturity with extremely rapid grain drydown. Ears can flex and put on some pretty good length under good growing conditions. Conventional version, SW 0763, is new this year to add to the non-traited offerings. Recommended use where Corn Rootworm pressure is not an issue.

VTDoublePRO
RIB COMPLETE**CONVENTIONAL****107 DAY RM**

	5	4	3	2	1
GRAIN YIELD					1
STANDABILITY				2	
TEST WEIGHT				1.5	
GRAIN DRYDOWN				1	
EARLY VIGOR				1.5	
STRESS TOLERANCE				2	
SILAGE YIELD				1.5	
FIBER PROFILE				N/A	
STARCH PROFILE				N/A	

SW 6540SS (RIB) • SW 6540VT2P (RIB)

Push this one for the ultimate yield experience. Strong stalks and roots, a more fixed ear type, an upright leaf and a healthy plant population add up to a lot of bushels of premium quality grain. A super staygreen, high health hybrid that fights off Anthracnose Stalk Rot, Northern Leaf Blight and Gray Leaf Spot. Strong out of the ground and well suited to corn on corn rotations. Both SmartStax® RIB Complete® and VT Double PRO® RIB Complete® versions are options.

SmartStax
RIB COMPLETE**VTDoublePRO**
RIB COMPLETE**109 DAY RM**

	5	4	3	2	1
GRAIN YIELD				2	
STANDABILITY				1.5	
TEST WEIGHT				1.5	
GRAIN DRYDOWN			3		
EARLY VIGOR				1	
STRESS TOLERANCE				2	
SILAGE YIELD				1.5	
FIBER PROFILE				1.5	
STARCH PROFILE				2	

SW 1010SS (RIB)

Genetic family previously identified as SW 6610. Robust hybrid with solid health and staygreen. Consistent ear development down the row. Top grain yields with husks that loosen and flair open to promote good grain drydown. Top silage yields producing grain-dense, energy-rich forage with a soft kernel texture for more complete grain assimilation. Adapted to all yield environments but excels on more productive soils. Stand alone trait package.

SmartStax
RIB COMPLETE**110 DAY RM**

	5	4	3	2	1
GRAIN YIELD				2	
STANDABILITY				1.5	
TEST WEIGHT				2	
GRAIN DRYDOWN				1.5	
EARLY VIGOR				2	
STRESS TOLERANCE				2	
SILAGE YIELD				1.5	
FIBER PROFILE				2	
STARCH PROFILE				2	


CORN HYBRIDS

NEW SW 1162VT (RIB)

Large footprint hybrid with a stepwise improvement in yield and excellent standability for grain. Extreme tonnage with superior fiber and starch digestibility can make a lot of milk. Hefty ear type with length, girth and tip fill. More intact plant extends the harvest window. Impressive performance in all yield environments. Can move both north and south of zone with excellent results. First choice where the maturity fits. Use where Corn Rootworm is not a concern. Stand alone trait package.



111 DAY RM




SW 6760SS (RIB)

Consistent girthy ears with a lower placement on a plant with more upright and wider leaves. Strong yield for the maturity with rapid grain drydown. Superior fiber profile with a soft kernel texture for more complete grain digestion to enhance the value to the dairy producer. Widely adapted, but responds to top management. Stand alone trait package.



112 DAY RM

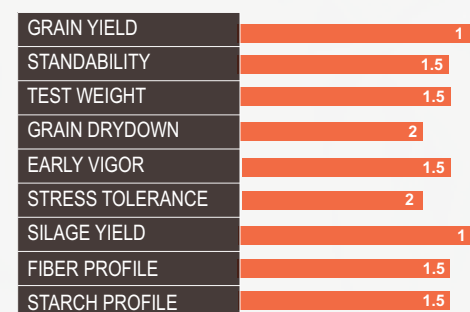


SW 6790VT2P (RIB)

A proven agronomic package supports use for both grain and silage across a wide swath of territory where the maturity fits. Reliable, top shelf yields for both grain and silage. Strong stalks and roots. Adapted to highly productive, moderately productive and less productive soils as well. Stand alone trait package. Use where Corn Rootworm is not a concern.



112 DAY RM



Key: 1 = Excellent , 5 = Poor , N/A = Not Available

NEW SW 1345TR (RIB)

This new, stand alone Trecepta® product has demonstrated the ability to be a super yielder of high quality grain while standing strong in the field. This cutting edge technology brings improved control of both Western Bean Cutworm and Corn Earworm to the producer. Solid performance under drought and stress. Fends off Stalk Anthracnose, Northern Leaf Blight and Gray Leaf Spot. Recommended use where Corn Rootworm pressure is not an issue.

Trecepta®
RIB COMPLETE

113 DAY RM

	5	4	3	2	1
GRAIN YIELD					1
STANDABILITY					1
TEST WEIGHT				1.5	
GRAIN DRYDOWN					1
EARLY VIGOR				2	
STRESS TOLERANCE				1.5	
SILAGE YIELD				2	
FIBER PROFILE				1.5	
STARCH PROFILE					1

NEW SW 1579VT (RIB) • NEW SW 1579SS (RIB)

Raising the bar to new heights in the maturity with a complete performance package that will impress. Simply amazing yields of top quality grain and silage. Dependable standability right through harvest. Superior staygreen and good under drought. Fights off Anthracnose Stalks Rot, Gray Leaf Spot and Northern Leaf Blight. VT Double PRO® RIB Complete® and SmartStax® RIB Complete® trait packages are both available.

VT Double PRO®
RIB COMPLETE

SmartStax®
RIB COMPLETE

115 DAY RM

	5	4	3	2	1
GRAIN YIELD					1
STANDABILITY				1.5	
TEST WEIGHT				1.5	
GRAIN DRYDOWN				1.5	
EARLY VIGOR					1
STRESS TOLERANCE				1	
SILAGE YIELD				1	
FIBER PROFILE				1	
STARCH PROFILE				1.5	

SW 1781SS (RIB) • NEW SW 1781VT (RIB)

Genetic family previously identified as SW 8100. A full-season, dual-purpose hybrid with a long, high flex ear, southern style and the ability to move north. Big yielder of both grain and silage. Adapted to all growing conditions and good on drought. Good choice for continuous corn rotations. The balanced disease package resists Stalk Anthracnose, Northern Leaf Blight, Gray Leaf Spot and Southern Rust. The VT Double PRO® RIB Complete® version, SW 1781VT (RIB), is new this year to broaden the trait package options.

SmartStax®
RIB COMPLETE

VT Double PRO®
RIB COMPLETE

117 DAY RM

	5	4	3	2	1
GRAIN YIELD				1.5	
STANDABILITY				1.5	
TEST WEIGHT				1.5	
GRAIN DRYDOWN			2.5		
EARLY VIGOR				2	
STRESS TOLERANCE				1.5	
SILAGE YIELD					1
FIBER PROFILE				1.5	
STARCH PROFILE					2

CORN HYBRIDS

HYBRID	PREVIOUS HYBRID ID	NEW	RM	GRAIN YIELD	STANDABILITY	TEST WEIGHT	GRAIN DRYDOWN	EARLY VIGOR	STRESS TOLERANCE	SILAGE YIELD	FIBER PROFILE	STARCH PROFILE	STAYGREEN	GRAY LEAF SPOT	NORTHERN LEAF BLIGHT	ANTHRACNOSE STALK ROT	PLANT HEIGHT	EAR HEIGHT	EAR TYPE	PLANT POPULATION
SEEDWAY CORN HYBRIDS																				
SW 7821GT	---	NEW	78	1.5	2	2.5	1	1.5	2	NA	NA	NA	2.5	3.5	2	2.5	MT	M	SEMI-FLEX	M / MH
SW 1994GT	---	-	80	2	2	2	1.5	1.5	2	1.5	2.5	2.5	2	3	3	1.5	MT	M / MH	SEMI-FIXED	M / MH
SW 8260	---	NEW	82	2	2.5	1.5	1	1.5	2	NA	NA	NA	2.5	3.5	2	2.5	M / MH	M	SEMI-FIXED	M / MH
SW 2190SS (RIB)	---	-	83	2	1.5	1.5	1.5	1.5	2	2	1.5	1.5	2	3	2	1.5	MT	M	SEMI-FLEX	M / MH
SW 2369 3000GT	---	-	84	1.5	1.5	2	1	1.5	1.5	2	2.5	2.5	2	3	1.5	2	MT	M	SEMI-FLEX	M / MH
SW 2360	---	-	84	2	1.5	2	1	1.5	1.5	2	2.5	2.5	2	3	1.5	2	MT	M	SEMI-FLEX	M / MH
SW 2840VT2P (RIB)	---	-	86	2.5	2	2	1	1.5	2.5	1.5	2	1.5	2	3	2	2	MT	M	SEMI-FIXED	MH / H
SW 2840RR	---	-	86	2.5	2	2	1	1.5	2.5	1.5	2	1.5	2	3	2	2	MT	M	SEMI-FIXED	MH / H
SW 8775	---	NEW	87	1	1.5	2	1	1.5	2	NA	NA	NA	2	3	1.5	1.5	MT	M / MH	SEMI-FLEX	M / MH
SW 9035SS (RIB)	SW 3590SS (RIB)	NEW	90	1	1	1.5	1	1.5	1	1	1	1	2	2	3	2	T	M / MH	SEMI-FLEX	M / MH
SW 9035VT (RIB)	SW 3590VT2P (RIB)	-	90	1	1	1.5	1	1	1	1	1	1	2	2	3	2	T	M / MH	SEMI-FLEX	M / MH
SW 3600SS (RIB)	---	-	91	1.5	1	1	1.5	1	1	1.5	1.5	1.5	2	3	3	3	T	MH	SEMI-FLEX	M / MH
SW 9124RR	SW 3624RR	-	91	2	1.5	2	1.5	1	2	2	1.5	2	3	3	2	2	T	M	SEMI-FLEX	M / MH
SW 9124	SW 3624	NEW	91	2	1.5	2	1.5	1.5	2	2	1.5	2	3	3	2	2	T	M	SEMI-FLEX	M / MH
SW 3664RR	-	-	91	NR	NR	NR	NR	1.5	2.5	1.5	1.5	2	2.5	3	2.5	2.5	MT / T	MH	FLEX	L / M

Agrisure® GT = GT • Roundup Ready® Corn 2 = RR • VT Double PRO® RIB Complete® = VT (RIB) or VT2P (RIB) • SmartStax® RIB Complete® = SS (RIB)
Trecepta® RIB Complete® = TR (RIB) • Agrisure® 3000GT = 3000GT • Agrisure Viptera® 3110 = VIP 3110 • Agrisure Duracade® 5222 E-Z Refuge® = DC 5222 (E-Z)

CORN PRODUCTS

HYBRID	PREVIOUS HYBRID ID	NEW	RM	GRAIN YIELD	STANDABILITY	TEST WEIGHT	GRAIN DRYDOWN	EARLY VIGOR	STRESS TOLERANCE	SILAGE YIELD	FIBER PROFILE	STARCH PROFILE	STAYGREEN	GRAY LEAF SPOT	NORTHERN LEAF BLIGHT	ANTHRACNOSE STALK ROT	PLANT HEIGHT	EAR HEIGHT	EAR TYPE	PLANT POPULATION
SEEDWAY CORN HYBRIDS																				
SW 9231ss (RIB)	SW 3110SS (RIB)	-	92	1.5	2	2	3	1.5	1.5	1.5	2	2	2.5	3	2	2	T	M	SEMI-FLEX	M / MH
SW 9231VT2P (RIB)	SW 3110VT2P (RIB)	-	92	1.5	2	2	3	1.5	1.5	1.5	2	2	2.5	3	2	2	T	M	SEMI-FLEX	M / MH
SW 3750	---	-	92	2	2	2	1.5	2	2	2	2	2	2	3.5	2.5	2	M / MT	M / MH	SEMI-FLEX	M / MH
SW 3569DC 5222 (E-Z)	---	-	93	2	2	1.5	3	2.5	2	2	2.5	2	3	3	3	3	MT / T	M / MH	SEMI-FLEX	M / MH
SW 3569VIP 3110	---	-	93	2	2	1.5	3	2.5	2	2	NA	2	3	3	3	3	MT / T	M / MH	SEMI-FLEX	M / MH
SW 9375VT (RIB)	---	NEW	93	1	2	2	1.5	1	1	1	NA	NA	2	3	2	2	T	M / MH	SEMI-FLEX	L / M
SW 3768SS (RIB)	---	-	94	2	2	1.5	2	2	2	1.5/1.5	1.5	1	3	3	3	3	MT	M	SEMI-FIXED	M / MH
SW 9504VT (RIB)	---	NEW	95	1	1.5	2	1	1.5	1.5	1.5	1.5	1	2	2.5	3	1.5	T	M / MH	SEMI-FLEX	M / MH
SW 3914LRR	---	-	96	NR	NR	NR	NR	2	2	2.5	1.5	1.5	2.5	2.5	2	2	T	M / MH	FLEX	L / M
SW 3937BMR	---	-	96	NR	NR	NR	NR	2.5	2.5	1.5	1	2	3	4	3.5	3	M	M	SEMI-FLEX	M
SW 9726TR (RIB)	---	NEW	97	1	1.5	2	1.5	1.5	1.5	1.5	NA	NA	2	3	3	1.5	T	M / MH	FLEX	M / MH
SW 9839SS (RIB)	SW 3960SS (RIB)	-	98	1	1.5	2	1.5	1.5	1.5	1.5	1.5	1	2	2	2	1.5	T	M	SEMI-FLEX	M / MH
SW 9839VT (RIB)	SW 3960VT2P (RIB)	NEW	98	1	1.5	2	1.5	1.5	1.5	1.5	1.5	1	2	2	2	1.5	T	M	SEMI-FLEX	M / MH
SW 4000SS (RIB)	---	-	99	1	1.5	1	1	1	1.5	1.5	1	1.5	2	2	3	1.5	T	MH	SEMI-FLEX	M / MH
SW 4000VT2P (RIB)	---	-	99	1	1.5	1	1	1	1.5	1.5	1	1.5	2	2	3	1.5	T	MH	SEMI-FLEX	M / MH

Key: 1 = Excellent, 5 = Poor, NA = Not Available, NR = Not Recommended, M = Medium, MT = Medium Tall, T = Tall, L = Low, MH = Medium High, H = High

CORN HYBRIDS

HYBRID	PREVIOUS HYBRID ID	NEW	RM	GRAIN YIELD	STANDABILITY	TEST WEIGHT	GRAIN DRYDOWN	EARLY VIGOR	STRESS TOLERANCE	SILAGE YIELD	FIBER PROFILE	STARCH PROFILE	STAYGREEN	GRAY LEAF SPOT	NORTHERN LEAF BLIGHT	ANTHRACNOSE STALK ROT	PLANT HEIGHT	EAR HEIGHT	EAR TYPE	PLANT POPULATION
SEEDWAY CORN HYBRIDS																				
SW 4010SS (RIB)	---	-	99	2	2	2	2	2	2	1.5	2	1.5	3	3	3	3	MT / T	MH	SEMI-FLEX	M / MH
SW 0030SS (RIB)	SW 4030SS (RIB)	-	100	1	1.5	2	1.5	1.5	1.5	1.5	1	1	3	3	2.5	1.5	MT / T	M / MH	SEMI-FLEX	M / MH
SW 0030VT (RIB)	SW 4030VT2P (RIB)	-	100	1	1.5	2	1.5	1.5	1.5	1.5	1	1	3	3	2.5	1.5	MT / T	M / MH	SEMI-FLEX	M / MH
SW 0030	SW 4030	-	100	1	1.5	2	1.5	1.5	1.5	1.5	1	1	3	3	2.5	2	MT / T	M / MH	SEMI-FLEX	M / MH
SW 5410	---	-	103	2.5	2	1	2	2	2	2.5	2.5	2.5	2	3	2.5	2.5	MT	M	SEMI-FIXED	M / MH
SW 5440SS (RIB)	---	-	105	1.5	2	2	2	2	2.5	1.5	2	2.5	3	3	3	3	T	M / MH	SEMI-FLEX	M / MH
SW 5440VT2P (RIB)	---	-	105	1.5	2	2	2	2	2.5	1.5	2	2.5	3	3	3	3	T	M / MH	SEMI-FLEX	M / MH
SW 5440	---	-	105	1.5	2	2	2	2	2.5	1.5	2	2.5	3	3	3	3	T	M / MH	SEMI-FLEX	M / MH
SW 5569 3000GT	---	-	106	NR	NR	NR	NR	2	2.5	2.5	2.5	2	2.5	3	2.5	2.5	T	MH	SEMI-FLEX	M
SW 0763VT (RIB)	SW 6340VT2P (RIB)	-	107	1	2	1.5	1	1.5	2	1.5	NA	NA	2.5	1.5	2.5	2	T	M / MH	SEMI-FLEX	M / MH
SW 0763	SW 6340	NEW	107	1	2	1.5	1	1.5	2	1.5	NA	NA	2.5	1.5	2.5	2	T	M / MH	SEMI-FLEX	M / MH
SW 6540SS (RIB)	---	-	109	2	1.5	1.5	3	1	2	1.5	1.5	2	1.5	2	1.5	1.5	M / MT	M	SEMI-FIXED	MH / H
SW 6540VT2P (RIB)	---	-	109	2	1.5	1.5	3	1	2	1.5	1.5	2	1.5	2	1.5	1.5	M / MT	M	SEMI-FIXED	MH / H
SW 6614RR	---	-	109	1.5	1	1.5	1	1.5	1	1.5	2	2	2	2	1.5	2	T	M / MH	SEMI-FLEX	M / MH
SW 1010SS (RIB)	SW 6610SS (RIB)	-	110	2	1.5	2	1.5	2	2	1.5	2	2	2.5	2.5	2	3	MT	M / MH	SEMI-FIXED	MH

Agrisure® GT = **GT** • Roundup Ready® Corn 2 = **RR** • VT Double PRO® RIB Complete® = **VT (RIB) or VT2P (RIB)** • SmartStax® RIB Complete® = **SS (RIB)**
 Trecepta® RIB Complete® = **TR (RIB)** • Agrisure® 3000GT = **3000GT** • Agrisure Viptera® 3110 = **VIP 3110** • Agrisure Duracade® 5222 E-Z Refuge® = **DC 5222 (E-Z)**

CORN PRODUCTS

HYBRID	PREVIOUS HYBRID ID	NEW	RM	GRAIN YIELD	STANDABILITY	TEST WEIGHT	GRAIN DRYDOWN	EARLY VIGOR	STRESS TOLERANCE	SILAGE YIELD	FIBER PROFILE	STARCH PROFILE	STAYGREEN	GRAY LEAF SPOT	NORTHERN LEAF BLIGHT	ANTHRACNOSE STALK ROT	PLANT HEIGHT	EAR HEIGHT	EAR TYPE	PLANT POPULATION
SEEDWAY CORN HYBRIDS																				
SW 1162VT (RIB)	---	NEW	111	1	1.5	2.5	1.5	1	1	1	1	1	2	2.5	3	1.5	T	M / MH	SEMI-FLEX	M / MH
SW 6720	---	-	111	2.5	2.5	2	2	2	2.5	2	NA	NA	2.5	2.5	2.5	2.5	MT / T	M / MH	SEMI-FLEX	M
SW 6760SS (RIB)	---	-	112	2	2	1.5	1	1.5	1	1.5	1	1	2.5	2.5	1.5	1.5	T	M / MH	SEMI-FIXED	MH
SW 6780VT (RIB)	---	-	112	2	2	2	2	1.5	2	1.5	2	2	2	2	2	2	MT	M / MH	SEMI-FLEX	M / MH
SW 6790VT2P (RIB)	---	-	112	1	1.5	1.5	2	1.5	2	1	1.5	1.5	2.5	2	2	2	MT / T	M / MH	SEMI-FLEX	M / MH
SW 1345TR (RIB)	---	NEW	113	1	1	1.5	1	2	1.5	2	1.5	1	2	2.5	1.5	1.5	T	M / MH	SEMI-FLEX	M / MH
SW 1475VT (RIB)	SW 7560VT2P (RIB)	-	114	1.5	1	1	2.5	1.5	1	2	2.5	2.5	2	2	1.5	1.5	MT	M / MH	SEMI-FLEX	M / MH
SW 1475RR	SW 7560RR	NEW	114	1.5	1	1	2.5	1.5	1	2	2.5	2.5	2	2	1.5	1.5	MT	M / MH	SEMI-FLEX	M / MH
SW 7559VIP 3110	---	-	115	2.5	1.5	1.5	2.5	2	2	1.5	NA	NA	1.5	1.5	2	2	MT / T	M / MH	SEMI-FIXED	M / MH
SW 1579SS (RIB)	---	NEW	115	1.5	1.5	1.5	1.5	1	1	1	1	1.5	1.5	1.5	1.5	1.5	MT / T	MH	SEMI-FLEX	M / MH
SW 1579VT (RIB)	---	NEW	115	1	1.5	1.5	1.5	1	1	1	1	1.5	1.5	1.5	1.5	1.5	MT / T	MH	SEMI-FLEX	M / MH
SW 8000	---	-	117	2	1.5	2	3	2	1.5	1.5	2.5	2.5	1	1.5	2	2	MT / T	MH	SEMI-FLEX	M / MH
SW 1781SS (RIB)	SW 8100SS (RIB)	-	117	1.5	1.5	1.5	2.5	2	1.5	1	1.5	2	2	2.5	2	1.5	T	MH	FLEX	M / MH
SW 1781VT (RIB)	SW 8100VT2P (RIB)	NEW	117	1.5	1.5	1.5	2.5	2	1.5	1	1.5	2	2	2.5	2	1.5	T	MH	FLEX	M / MH
SW 8109 3000GT	---	-	117	2	1.5	2	3	2	1.5	1.5	2.5	2.5	1	1.5	2	2	T	MH	SEMI-FLEX	M / MH

Key: 1 = Excellent, 5 = Poor, NA = Not Available, NR = Not Recommended, M = Medium, MT = Medium Tall, T = Tall, L = Low, MH = Medium High, H = High

SOYBEANS

TECHNOLOGY

Bayer is a member of Excellence Through Stewardship® (ETS). Bayer products are commercialized in accordance with ETS Product Launch Stewardship Guidance, and in compliance with Bayer's Policy for Commercialization of Biotechnology-Derived Plant Products in Commodity Crops. Commercialized products have been approved for import into key export markets with functioning regulatory systems. Any crop or material produced from this product can only be exported to, or used, processed or sold in countries where all necessary regulatory approvals have been granted. It is a violation of national and international law to move material containing biotech traits across boundaries into nations where import is not permitted. Growers should talk to their grain handler or product purchaser to confirm their buying position for this product. Excellence Through Stewardship® is a registered trademark of Excellence Through Stewardship.



ALWAYS READ AND FOLLOW PESTICIDE LABEL DIRECTIONS. It is a violation of federal and state law to use any pesticide product other than in accordance with its labeling. NOT ALL formulations of dicamba or glyphosate are approved for in-crop use with Roundup Ready 2 Xtend® soybeans. NOT ALL formulations of dicamba, glyphosate or glufosinate are approved for in-crop use with products with XtendFlex® Technology. ONLY USE FORMULATIONS THAT ARE SPECIFICALLY LABELED FOR SUCH USES AND APPROVED FOR SUCH USE IN THE STATE OF APPLICATION. Contact the U.S. EPA and your state pesticide regulatory agency with any questions about the approval status of dicamba herbicide products for in-crop use with Roundup Ready 2 Xtend® soybeans or products with XtendFlex® Technology.

Roundup Ready® 2 Technology contains genes that confer tolerance to glyphosate. **Roundup Ready 2 Xtend® soybeans contain genes that confer tolerance to glyphosate and dicamba. Products with XtendFlex® Technology contain genes that confer tolerance to glyphosate, glufosinate and dicamba. Glyphosate** will kill crops that are not tolerant to glyphosate. Dicamba will kill crops that are not tolerant to dicamba. Glufosinate will kill crops that are not tolerant to **glufosinate**. Contact your seed brand dealer or refer to the Bayer Technology Use Guide for recommended weed control programs.

Roundup Ready 2 Xtend®, Roundup Ready 2 Yield®, Roundup Ready® and XtendFlex® are registered trademarks of Bayer Group. LibertyLink® and the Water Droplet Design® is a trademark of BASF Corporation.

Seed containing a patented trait can only be used to plant a single commercial crop. It is unlawful to save and replant Roundup Ready 2 Yield® soybeans, Roundup Ready 2 Xtend® soybeans, and XtendFlex® soybeans. Additional information and limitations on the use of these products are provided in the Technology Stewardship Agreement and the Bayer Technology Use Guide: <https://tug.bayer.com>. U.S. patents for Bayer technologies can be found at the following webpage: <http://www.monsantotechnology.com>



Dow AgroSciences is a member of Excellence Through Stewardship® (ETS). Dow AgroSciences products are commercialized in accordance with ETS product launch stewardship guidance and Dow AgroSciences Product Launch Stewardship Policy. No crop or material produced from this product can be exported to, used, processed or sold across boundaries into nations where import is not permitted. Growers should talk to their grain handler or product purchaser to confirm their buying position for this product. For further information about your crop or grain marketing options, contact DAS at 877-4-TRAITS (877-487-2487). Information regarding the regulatory and market status of agricultural biotechnology products can be found at: www.biotradestatus.com.

Seeds containing the Enlist, Herculex and PowerCore traits are protected under numerous US patents. Seeds containing patented traits can only be used to plant a single commercial crop and cannot be saved or replanted. You acknowledge and agree to be bound by the terms and conditions of the following documents in effect at the time of planting of this seed: (i) the Technology Use Agreement and (ii) the Product Use Guides for all technologies in this seed, including the Herbicide Resistance Management (HRM), and Use requirements detailed therein (www.corteva.us/Resources/trait-stewardship.html). To plant Enlist, Herculex and PowerCore seed, you must have a limited license from Corteva Agriscience (or other appropriate affiliates). In consideration of the foregoing, Corteva Agriscience grants to the Grower the limited license to use its technology to produce only a single commercial crop in the United States under the terms and conditions set forth in the Technology Use Agreement in effect at the time of planting of this seed. Always read and follow herbicide label directions prior to use: Enlist® products contain the Enlist trait that provides crop safety for use of labeled over-the-top applications of glyphosate, glufosinate and 2,4-D herbicides featuring Colex-D® technology when applied according to label directions. Following burndown, the only 2,4-D containing herbicide products that may be used with Enlist® crops are products that feature Colex-D technology and are expressly labeled for use on Enlist crops. 2,4-D products that do not contain Colex-D technology are not authorized for use in conjunction with Enlist products.

The transgenic soybeans event in Enlist E3® soybeans is jointly developed and owned by Dow AgroSciences LLC and M.S. Technologies, L.L.C. ®™ Enlist, Enlist E3, the Enlist E3 logo, and Colex-D are trademarks of The Dow Chemical Company ("Dow") or an affiliated company of Dow. Excellence Through Stewardship is a registered trademark of Excellence Through Stewardship.

Enlist E3® soybean seeds containing the Enlist® trait can only be used to plant a single commercial crop. It is unlawful to save and replant Enlist E3® soybeans. Additional information and limitations on the use of these products are provided in the Corteva Agriscience Technology Use Agreement and Enlist® Soybean Product Use Guide. U.S. patents for Dow AgroSciences technologies can be found at the following webpage: www.corteva.us/Resources/trait-stewardship.html

SOYBEAN PRODUCT KEY

RATINGS	PLANT HEIGHT	PLANT TYPE	PUBESCENCE	FLOWER COLOR	HILUM COLOR
1 = Best	T = Tall	M = Medium	TW = Tawny	W = White	Y = Yellow
	MT = Medium - Tall	MB = Medium - Bushy	LT = Light Tawny	P = Purple	BI = Black
	M = Medium	B = Bushy	G = Gray	G = Gray	IB = Imperfect Black
					Bu = Buff
					Br = Brown

TECHNOLOGY

Increase your yield benefits of SEEDWAY® SG Brand Soybeans by loading with the protection of seed treatment. Our Seed Treatments will help ensure your seed investment is well covered when it matters.

SEEDWAY carries multiple soybean seed treatment options from inoculant, fungicide, insecticide and biological. For more details on soybean seed treatment options and availability, please contact your nearest SEEDWAY office or Territory Field Manager to discuss what is best for your operation.

PLANTING SOYBEANS FOR VALUE AND PERFORMANCE

SEEDS PER FOOT ROW				
ROW SPACING	DESIRED SEEDS PER ACRE			
	125,000	140,000	150,000	180,000
7"	1.7	1.9	2.0	2.4
10"	2.4	2.7	2.9	3.4
15"	3.6	4.0	4.3	5.2
30"	7.2	8.0	8.6	10.3
POUNDS SEED PER ACRE				
SEEDS PER LB	DESIRED SEEDS PER ACRE			
	125,000	140,000	150,000	180,000
2,000	62.5	70.0	75.0	90.0
2,100	59.5	66.7	71.4	85.7
2,200	56.8	63.6	68.2	81.8
2,300	54.3	60.9	65.2	78.3
2,400	52.1	58.3	62.5	75.0
2,500	50.0	56.0	60.0	72.0
2,600	48.1	53.8	57.7	69.2
2,700	46.3	51.9	55.6	66.7
2,800	44.6	50.0	53.6	64.3
2,900	43.1	48.3	51.7	62.1
3,000	41.7	46.7	50.0	60.0
3,100	40.3	45.2	48.4	58.1
3,200	39.1	43.8	46.9	56.3
3,300	37.9	42.4	45.5	54.5

SOYBEANS

SOYBEAN PRODUCT PORTFOLIO

SOYBEAN PRODUCT KEY

RATINGS	PLANT HEIGHT	PLANT TYPE
1 = Best	T = Tall MT = Medium - Tall M = Medium	M = Medium MB = Medium - Bushy B = Bushy

PUBESCENCE	FLOWER COLOR	HILUM COLOR
TW = Tawny LT = Light Tawny G = Gray	W = White P = Purple	Y = Yellow BI = Black IB = Imperfect Black Bu = Buff Br = Brown

SG 0720xt

0.7 RM



ROUNDUP READY 2 XTEND® SOYBEANS

Tall, medium bushy plant with excellent adaptation over various soil types. Above average White Mold tolerance with good standability. Excellent emergence. Seed treatment should be used where Phytophthora Root Rot pressure is expected.

	5	4	3	2	1
PLANT HEIGHT	T				
PLANT TYPE	MB				
PUBESCENCE	LT				
HILUM COLOR	BI				
FLOWER COLOR	P				
SCN	R3, MR14				
PHYTOPHTHORA GENE	-				
STANDABILITY				2	
STRESS TOLERANCE				1.5	
WHITE MOLD				2	
IDC			3		
BROWN STEM ROT			3		
PHYTOPHTHORA FIELD TOLERANCE			4		

SG 1077xt

1.0 RM



ROUNDUP READY 2 XTEND® SOYBEANS

Excellent standability for this Early-Group I variety. Rockstar performer adapted to all environments. Long term internal strip trials prove that this one will win the Early-Group I contest. 2020 NYS Regional Soybean Yield Contest winner.

	5	4	3	2	1
PLANT HEIGHT	M				
PLANT TYPE	M				
PUBESCENCE	LT				
HILUM COLOR	Br				
FLOWER COLOR	P				
SCN	R3, MR14				
PHYTOPHTHORA GENE	-				
STANDABILITY				1.5	
STRESS TOLERANCE				2.5	
WHITE MOLD				2	
IDC				2	
BROWN STEM ROT				1	
PHYTOPHTHORA FIELD TOLERANCE				2	

NEW

SG 1320E3

1.3 RM



ENLIST E3® SOYBEANS

Next-level yields in this Early-Group I Enlist E3®. More consistent, higher yielding and earlier maturing replacement for SG 1455E3. Stands better with a cleaner appearance in high yield environments. Maintains good health, height, and width under stress.

	5	4	3	2	1
PLANT HEIGHT	MT				
PLANT TYPE	M				
PUBESCENCE	G				
HILUM COLOR	IB				
FLOWER COLOR	P				
SCN	R3, MR14				
PHYTOPHTHORA GENE	Rps 1K				
STANDABILITY				1.5	
STRESS TOLERANCE				2	
WHITE MOLD				2	
SDS			3		
BROWN STEM ROT				1	
PHYTOPHTHORA FIELD TOLERANCE				1.5	

SOYBEAN PRODUCT PORTFOLIO

NEW SG 1432XTF 1.4 RM XTENDFLEX SOYBEANS

Best package of yield and White Mold tolerance available in XtendFlex® variety for New York State. Attractive light tawny plant resists Stem Canker. Replaces SG 1543XT.

			5	4	3	2	1
PLANT HEIGHT	MT	STANDABILITY				2.5	
PLANT TYPE	M	STRESS TOLERANCE				2	
PUBESCENCE	LT	WHITE MOLD				2.5	
HILUM COLOR	Br	IDC				3	
FLOWER COLOR	P	SDS				3	
SCN	R3, MR14	PHYTOPHTHORA FIELD TOLERANCE				1.5	
PHYTOPHTHORA GENE	Rps 3a						

SG 1708GTLL 1.7 RM LIBERTYLINK GT27 SOYBEANS

Excellent emergence and standability with a light tawny finish at harvest. Great disease package including strong tolerance to White Mold and Brown Stem Rot resistance. Broadly adapted and holds its yield potential across different environments.

			5	4	3	2	1
PLANT HEIGHT	M	STANDABILITY					1
PLANT TYPE	M	STRESS TOLERANCE				1.5	
PUBESCENCE	LT	WHITE MOLD				1.5	
HILUM COLOR	Br	SDS				2	
FLOWER COLOR	P	BROWN STEM ROT					1
SCN	R3, MR14	PHYTOPHTHORA FIELD TOLERANCE				2.5	
PHYTOPHTHORA GENE	Rps 1K						

SG 1945E3 1.9 RM Enlist E3 SOYBEANS

High yielding Late-Group I variety for White Mold environments. Great choice for variable soil types and productivity levels. Holds good plant height under stress.

			5	4	3	2	1
PLANT HEIGHT	MT	STANDABILITY				2.5	
PLANT TYPE	M	STRESS TOLERANCE				1.5	
PUBESCENCE	G	WHITE MOLD				2	
HILUM COLOR	IB	IDC				3	
FLOWER COLOR	P	BROWN STEM ROT				2.5	
SCN	R3, MR14	PHYTOPHTHORA FIELD TOLERANCE				2.5	
PHYTOPHTHORA GENE	-						

SG 2055xt 2.0 RM ROUNDUP READY 2 XTEND SOYBEANS

A later maturing relative of the SG 1863XT and New York Soybean Overall Yield Contest winner in 2020. Rugged plant type maintains height and yield across variable soil types. Proven winner!

			5	4	3	2	1
PLANT HEIGHT	MT	STANDABILITY				1.5	
PLANT TYPE	M	STRESS TOLERANCE				1	
PUBESCENCE	G	WHITE MOLD				1.5	
HILUM COLOR	Bu	SDS				2	
FLOWER COLOR	P	BROWN STEM ROT				1.5	
SCN	R3, MR14	PHYTOPHTHORA FIELD TOLERANCE				1.5	
PHYTOPHTHORA GENE	Rps 1a + 3a						

SOYBEANS

SOYBEAN PRODUCT PORTFOLIO

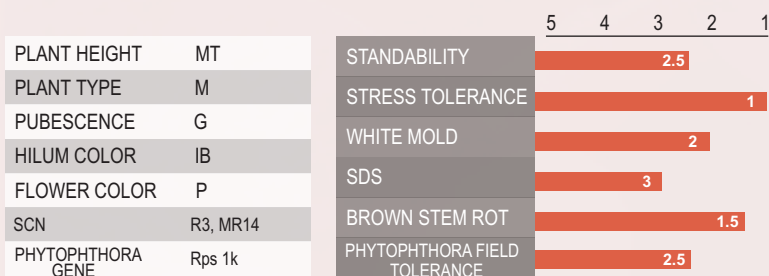
NEW SG 2120E3

2.1 RM



ENLIST E3® SOYBEANS

New level of yield and consistency for Enlist E3® in this Early-Group II variety. Medium tall rugged plant that handles stress, stands well, and handles moderate White Mold pressure.



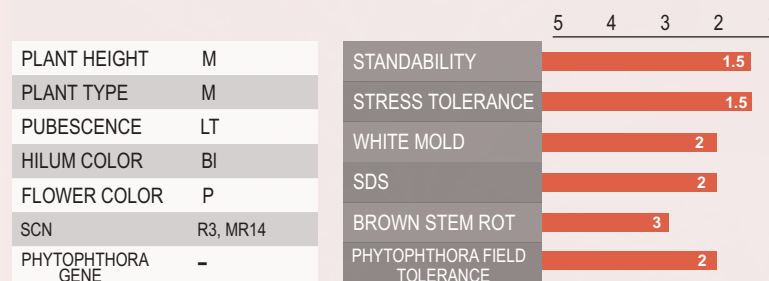
NEW SG 2217GTLL

2.2 RM



LIBERTYLINK® GT27™ SOYBEANS

Possibly the best Early-Group II variety available. Above average White Mold tolerance coupled with unmatched yield potential. Handles stress or high yield environments and tawny/tan plant looks good doing it. Resists Stem Canker and has good field tolerance to Phytophthora Root Rot.



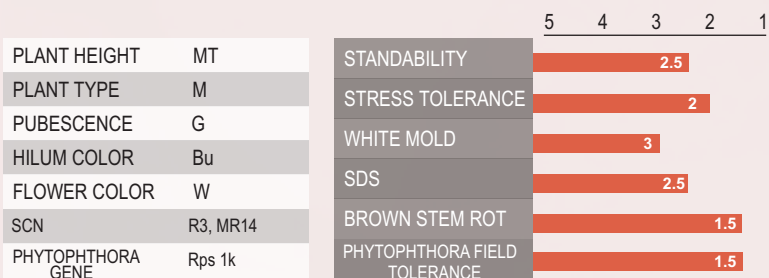
NEW SG 2420E3

2.4 RM



ENLIST E3® SOYBEANS

Great defensive Enlist E3® package that resists Brown Stem Rot and Phytophthora Root Rot. Strong emergence and fast early season growth.



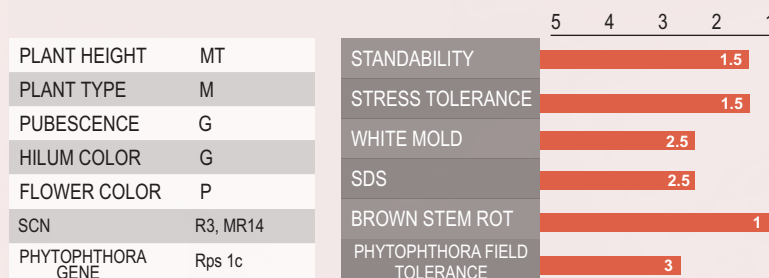
NEW SG 2432XTF

2.4 RM



XTENDFLEX® SOYBEANS

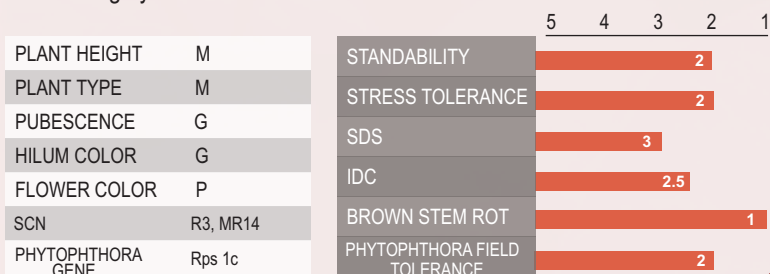
Medium tall XtendFlex® variety for variable soils. Expect good consistent yields from this rugged plant that works well across most Northeast environments. Resistant to Brown Stem Rot and average White Mold scores.



SOYBEAN PRODUCT PORTFOLIO

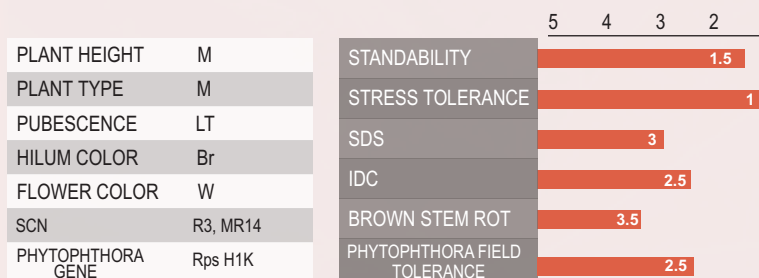
NEW SG 2842XTF 2.8 RM XTENDFLEX[®] SOYBEANS

Good Late-Group II XtendFlex[®] variety stacked with STS. Good against Brown Stem Rot and Soybean Cyst Nematode. Medium height plant with good standability works well on stress or high yield environments.



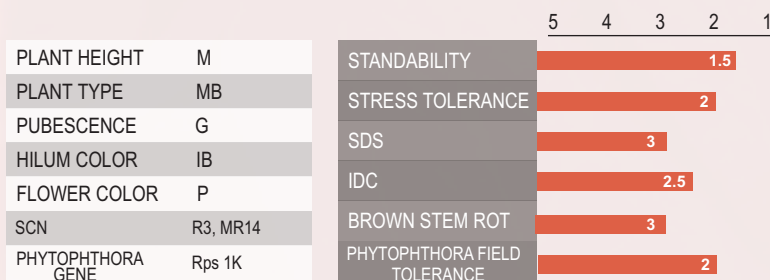
NEW SG 2917GTLL 2.9 RM LIBERTYLINK[®] GT27[™] SOYBEANS

Late-Group II LibertyLink[®] GT27[™] that stands and yields. Exceptional stress tolerance is great for fields with variable soils. Light tawny plant type is a real head turner at harvest. Good field tolerance to Phytophthora Root Rot.



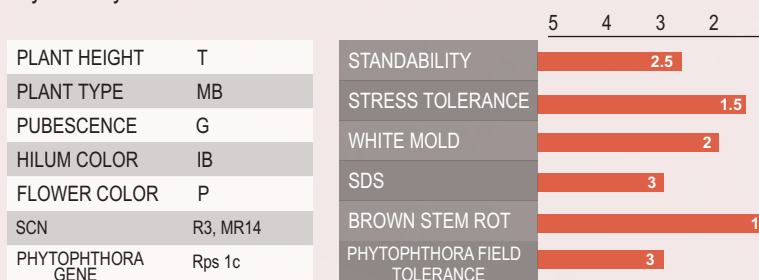
NEW SG 2920E3 2.9 RM ENLIST E3[®] SOYBEANS

New high yielding replacement for SG 2787E3. Widely adapted to all yield environments. Medium wide, medium tall plant. Tough against Phytophthora Root Rot and Sudden Death Syndrome.



NEW SG 3032XTF 3.0 RM XTENDFLEX[®] SOYBEANS

Robust XtendFlex[®] variety with good tolerance to White Mold. Handles variable Pennsylvania soils and resists Brown Stem Rot. Good choice for Western and Central Pennsylvania. Resistant to race 3 and moderately resistant to race 14 Soybean Cyst Nematode.



SOYBEANS

SOYBEAN PRODUCT PORTFOLIO

SOYBEAN PRODUCT KEY

RATINGS	PLANT HEIGHT	PLANT TYPE
1 = Best	T = Tall MT = Medium - Tall M = Medium	M = Medium MB = Medium - Bushy B = Bushy

PUBESCENCE	FLOWER COLOR	HILUM COLOR
T = Tawny LT = Light Tawny G = Gray	W = White P = Purple	Y = Yellow BI = Black IB = Imperfect Black Bu = Buff Br = Brown

SG 3393E3

3.3 RM



ENLIST E3® SOYBEANS

Wide bushy plant with strong emergence covers the row quickly. Good choice for 30" rows. A yield machine with top-end yield potential in both high and lower yielding environments. Strong field tolerance against Phytophthora Root Rot and resistant to Stem Canker.

PLANT HEIGHT	M	STANDABILITY	2.5
PLANT TYPE	B	STRESS TOLERANCE	1
PUBESCENCE	LT	WHITE MOLD	2.5
HILUM COLOR	Br	FROGEYE LEAF SPOT	3
FLOWER COLOR	P	BROWN STEM ROT	2.5
SCN	R3, MR14	PHYTOPHTHORA FIELD TOLERANCE	2.5
PHYTOPHTHORA GENE	-		

NEW

SG 3120E3

3.1 RM



ENLIST E3® SOYBEANS

Early-Group III Enlist E3® that handles tight soils of the "East". A standout on Frogeye Leaf Spot and Phytophthora Root Rot. Medium tall plant holds height on stress acres. SG 3120E3 exhibits a SDS rating of 3.

PLANT HEIGHT	MT	STANDABILITY	3
PLANT TYPE	MB	STRESS TOLERANCE	1
PUBESCENCE	G	WHITE MOLD	3
HILUM COLOR	Bu	FROGEYE LEAF SPOT	1
FLOWER COLOR	W	BROWN STEM ROT	2.5
SCN	R3, MR14	PHYTOPHTHORA FIELD TOLERANCE	2
PHYTOPHTHORA GENE	Rps 1c		

NEW

SG 3332XTF

3.3 RM




XTENDFLEX® SOYBEANS

Key XtendFlex® variety with adaptability over a broad footprint. Resistant to Stem Canker and above average tolerance to Sudden Death Syndrome. Good field tolerance to Phytophthora Root Rot. Use fungicide if Frogeye Leaf Spot is a concern.

PLANT HEIGHT	M	STANDABILITY	2
PLANT TYPE	M	STRESS TOLERANCE	2
PUBESCENCE	G	SDS	2.5
HILUM COLOR	Bu	FROGEYE LEAF SPOT	3
FLOWER COLOR	P	BROWN STEM ROT	3.5
SCN	R3, MR14	PHYTOPHTHORA FIELD TOLERANCE	2
PHYTOPHTHORA GENE	Rps 1c		


SOYBEAN PRODUCT PORTFOLIO

NEW SG 3420E3 3.4 RM 

ENLIST E3® SOYBEANS

New level of yield and consistency for Enlist E3® in this Mid-Group III variety. Attractive light tawny plant with great late season intactness when harvest gets extended. Has an IDC rating of 3. Resistant to Brown Stem Rot and "K" gene for Phytophthora Root Rot. Use fungicide if frogeye leaf spot is a concern.


PLANT HEIGHT	MT	STANDABILITY	5 4 3 2 1
PLANT TYPE	M	STRESS TOLERANCE	2
PUBESCENCE	LT	SDS	1
HILUM COLOR	BI	FROGEYE LEAF SPOT	2
FLOWER COLOR	P	BROWN STEM ROT	2.5
SCN	R3, MR14	PHYTOPHTHORA FIELD TOLERANCE	1
PHYTOPHTHORA GENE	Rps 1k		2

SG 3433GTLL 3.4 RM 

LIBERTYLINK® GT27™ SOYBEANS


Key variety with adaptability over a broad footprint. Light tawny plant with good standability and tolerance to Sudden Death Syndrome (rating 2). Stunning yield performance in 2020 trials.

PLANT HEIGHT	MT	STANDABILITY	5 4 3 2 1
PLANT TYPE	M	STRESS TOLERANCE	2
PUBESCENCE	LT	WHITE MOLD	1
HILUM COLOR	BI	FROGEYE LEAF SPOT	2.5
FLOWER COLOR	P	BROWN STEM ROT	2
SCN	R3, MR14	PHYTOPHTHORA FIELD TOLERANCE	3.5
PHYTOPHTHORA GENE	-		2.5


NEW SG 3620E3 3.6 RM 

ENLIST E3® SOYBEANS

New defensive standout for any "Eastern" environment. Expect the consistency and health of SG 3799E3 with a several bushel yield advantage. Resists Stem Canker, Brown Stem Rot and is strong against Sudden Death Syndrome (rating 1.5).



PLANT HEIGHT	M	STANDABILITY	5 4 3 2 1
PLANT TYPE	M	STRESS TOLERANCE	1.5
PUBESCENCE	LT	WHITE MOLD	2
HILUM COLOR	BI	FROGEYE LEAF SPOT	3
FLOWER COLOR	P	BROWN STEM ROT	2.5
SCN	R3, MR14	PHYTOPHTHORA FIELD TOLERANCE	1
PHYTOPHTHORA GENE	Rps 1k		2.5

NEW SG 3920E3 3.9 RM 

ENLIST® SOYBEANS

New attractive Late-Group III Enlist E3® that yields and stands. Rock solid standability handles high yield environments of Southeastern Pennsylvania. Good tolerance to Phytophthora Root Rot and resistant to Stem Canker.

PLANT HEIGHT	M	STANDABILITY	5 4 3 2 1
PLANT TYPE	M	STRESS TOLERANCE	2
PUBESCENCE	LT	SDS	2
HILUM COLOR	Br	FROGEYE LEAF SPOT	3
FLOWER COLOR	W	BROWN STEM ROT	3
SCN	R3, MR14	PHYTOPHTHORA FIELD TOLERANCE	3
PHYTOPHTHORA GENE	Rps 1k		2

SOYBEANS

SOYBEAN PRODUCT PORTFOLIO

NEW SG 3932XTF

3.9 RM



XTENDFLEX® SOYBEANS

Possibly the best stress tolerance in a Late-Group III XtendFlex® stacked with STS. Tall light tawny brown plant works well for double crop or late planting. Aggressive growth covers soil fast and competes well with weeds. Good Phytophthora Root Rot and Sudden Death Syndrome tolerance.



		54321					
PLANT HEIGHT	T	STANDABILITY	2.5				
PLANT TYPE	MB	STRESS TOLERANCE	1				
PUBESCENCE	LT	SDS	3				
HILUM COLOR	BI	FROGEYE LEAF SPOT	N/A				
FLOWER COLOR	P	BROWN STEM ROT	3				
SCN	MR3	PHYTOPHTHORA FIELD TOLERANCE	2				
PHYTOPHTHORA GENE	-						

NEW SG 4320E3

4.3 RM



ENLIST E3® SOYBEANS

New yield standard in an Early-Group IV Enlist E3® variety. Attractive light tawny variety that handles wide range of heavier clay to sandier soils. Fast emergence and season-long standability. Resistant to Stem Canker and excellent Frogeye Leaf Spot tolerance.

		<div><div></div><div></div><div></div><div></div><div></div></div>				
		5	4	3	2	1
PLANT HEIGHT	M	STANDABILITY	1.5			
PLANT TYPE	M	STRESS TOLERANCE	2			
PUBESCENCE	LT	SDS	2			
HILUM COLOR	Br	FROGEYE LEAF SPOT	1			
FLOWER COLOR	W	BROWN STEM ROT	N/A			
SCN	R3, MR14	PHYTOPHTHORA FIELD TOLERANCE	3			
PHYTOPHTHORA GENE	-					

NEW SG 4521E3

4.5 RM



ENLIST E3® SOYBEANS

Total package for any acre or yield level. Strong Phytophthora, Stem Canker, Sudden Death Syndrome and Frogeye Leaf Spot tolerance. Can work for full season, double crop, dryland, or irrigated. Beautiful plant that stands until the end coupled with yields the neighbors will ask about.

		54321					
PLANT HEIGHT	M	STANDABILITY	1.5				
PLANT TYPE	M	STRESS TOLERANCE	2				
PUBESCENCE	G	SDS	2				
HILUM COLOR	IB	FROGEYE LEAF SPOT	2				
FLOWER COLOR	P	BROWN STEM ROT	N/A				
SCN	R3, MR14	PHYTOPHTHORA FIELD TOLERANCE	1.5				
PHYTOPHTHORA GENE	Rps 1a						

SG 4621E3

4.6 RM



ENLIST E3® SOYBEANS

Taller plant handles a wide range of soil textures from heavy clay to sandier soils. Aggressive early season growth covers soil fast for double cropping or late plantings. Salt excluder handles potential high salt soils.



		5432				
PLANT HEIGHT	T	STANDABILITY	2.5			
PLANT TYPE	M	STRESS TOLERANCE	1			
PUBESCENCE	G	WHITE MOLD	N/A			
HILUM COLOR	IB	FROGEYE LEAF SPOT	3			
FLOWER COLOR	P	BROWN STEM ROT	N/A			
SCN	R3, MR14	PHYTOPHTHORA FIELD TOLERANCE	N/A			
PHYTOPHTHORA GENE	-					

SOYBEAN PRODUCT PORTFOLIO

SG 4666XTF

4.6 RM



XTENDFLEX® SOYBEANS

Light tawny, medium bushy, tall plant type with excellent disease package. Outstanding yield performance in an XtendFlex® package coupled with STS. Salt excluder with SCN and Stem Canker resistance.



			5	4	3	2	1
PLANT HEIGHT	T	STANDABILITY			3		
PLANT TYPE	MB	STRESS TOLERANCE				1	
PUBESCENCE	LT	WHITE MOLD			N/A		
HILUM COLOR	BI	SDS			3.5		
FLOWER COLOR	P	BROWN STEM ROT			N/A		
SCN	R3, MR14	PHYTOPHTHORA FEILD TOLERANCE			N/A		
PHYTOPHTHORA GENE	-						

SG 4877E3

4.8 RM



ENLIST E3® SOYBEANS

An east coast standout for stress/dryland acres and double crop situations. Tall, aggressive plant type with excellent tolerance to metribuzin herbicides. Resistant to Stem Canker.



			5	4	3	2	1
PLANT HEIGHT	T	STANDABILITY			3		
PLANT TYPE	M	STRESS TOLERANCE				1	
PUBESCENCE	G	WHITE MOLD			N/A		
HILUM COLOR	Bu	FROGEYE LEAF SPOT					1
FLOWER COLOR	W	SDS			2.5		
SCN	-	PHYTOPHTHORA FEILD TOLERANCE			3		
PHYTOPHTHORA GENE	-						

NEW SG 4832XTF

4.8 RM



XTENDFLEX® SOYBEANS

Great standability for higher yielding environments that require XtendFlex®. Resists Stem Canker and Soybean Cyst Nematode. Good tolerance to metribuzin herbicides. Tawny/brown plant at harvest.



			5	4	3	2	1
PLANT HEIGHT	MT	STANDABILITY			2		
PLANT TYPE	M	STRESS TOLERANCE			2		
PUBESCENCE	T	WHITE MOLD			N/A		
HILUM COLOR	BI	SDS			3.5		
FLOWER COLOR	W	BROWN STEM ROT			N/A		
SCN	R3, MR14	PHYTOPHTHORA FEILD TOLERANCE			3		
PHYTOPHTHORA GENE	Rps 1a						



SOYBEAN PRODUCTS

SOYBEANS

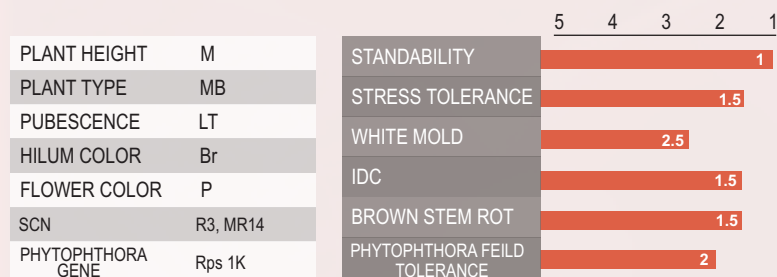
CONVENTIONAL SOYBEAN PRODUCTS

SG 155c

1.5 RM

CONVENTIONAL SOYBEANS

Conventional variety with no herbicide tolerance. Good tolerance to moderate White Mold, Phytophthora Root Rot, and Brown Stem Rot. Aggressive early season growth fills the canopy and competes with weeds quickly.

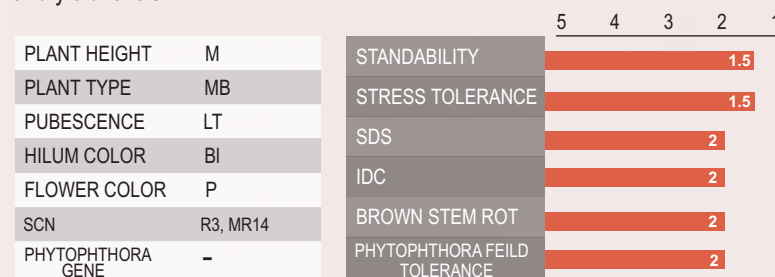


SG 285c

2.8 RM

CONVENTIONAL SOYBEANS

The best Late-Group II conventional soybean available. A conventional variety that carries the STS trait for herbicide tolerance. No need to be picky on placement- works well across most soil types, environments and yield levels.

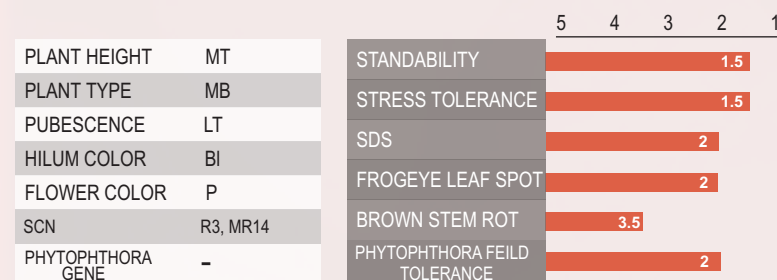


SG 351c

3.5 RM

CONVENTIONAL SOYBEANS






High yielding Mid-Group III conventional variety with the STS trait. Wide plant type covers soil quickly and allows for row spacing flexibility. Resistant to race 3 and moderately resistant to race 14 Soybean Cyst Nematode.



Visit WWW.SEEDWAY.COM to compare your favorite SEEDWAY products side by side and download the latest techsheets!



SOYBEAN PRODUCT PORTFOLIO

PRODUCTS	HERBICIDE TRAIT	RM	PLANT HEIGHT	PLANT TYPE	PUBESCENCE	HILUM COLOR	FLOWER COLOR	PHYTOPHTHORA GENE	SCN	STANDABILITY	STRESS TOLERANCE	PHYTO FIELD TOLERANCE	WHITE MOLD	BROWN STEM ROT	FROGEYE LEAF SPOT	SDS	IDC
ADDITIONAL AVAILABLE SOYBEAN VARIETIES																	
SG 1863XT		1.8	MT	M	G	Bu	P	Rps 1a + 3a	R3, MR14	1.5	1	2	1.5	3	-	2	2.5
SG 206C	—	2.0	M	MB	G	Y	W	Rps 1c	R3, MR14	2.5	2	2.5	2.5	1.5	-	-	2
SG 2832XT		2.8	MT	MB	G	IB	P	Rps 1c	R3, MR14	1.5	1	2	2	1.5	2.5	2	2
SG 3783XT		3.7	M	M	G	IB	P	Rps 1c + 3a	R3, MR14	1.5	2.5	1.5	2	1	3	2.5	-
SG 3886XT		3.8	MT	MB	LT	BI	W	Rps 1c	R3, MR14	2.5	1	2	2.5	-	2	2.5	-
SG R381	Glyphosate Tolerant	3.8	M	M	LT	BI	P	-	-	2	2	3	-	2.5	2	-	-
SG 4223XT		4.2	MT	MB	G	IB	P	-	R3, MR14	1.5	2	2	-	-	3	2	-

SOYBEAN PRODUCT KEY

RATINGS

1 = Best

PLANT HEIGHT

T = Tall
MT = Medium - Tall
M = Medium

PLANT TYPE

M = Medium
MB = Medium - Bushy
B = Bushy

PUBESCENCE

T = Tawny
LT = Light Tawny
G = Gray

FLOWER COLOR

W = White
P = Purple

HILUM COLOR

Y = Yellow
BI = Black
IB = Imperfect Black
Bu = Buff
Br = Brown

SOYBEAN PRODUCTS

SMALL GRAINS

WHEAT

SW 49SR

SOFT RED WINTER WHEAT

Very uniform and early-maturing variety with a smooth head type. Rugged standability for late season eastern storms. Excellent against Fusarium Head Blight. Use an early fungicide when Powdery Mildew is a concern. Responds positively to higher plant populations.

			5	4	3	2	1
MATURITY	EARLY	LEAF RUST				1.5	
PLANT HEIGHT	MS	SEPTORIA LEAF BLOTCH			2		
HEAD TYPE	SMOOTH	GLUME BLOTCH			2		
STANDABILITY	1.5	POWDERY MILDEW		3			
TEST WEIGHT	3	STEM RUST				1.5	
STRAW STRENGTH	1	STRIPE RUST				1.5	
WINTER HARDINESS	1.5	BARLEY YELLOW DWARF VIRUS			2		
FHB1 MARKER	YES	FHB FIELD RATING				1	
HESSIAN FLY	SUSC	SOIL-BORNE MOSAIC VIRUS				1.5	

SW 64SR

SOFT RED WINTER WHEAT

Covers any acre and soil type in the east. Awned head type with medium-early maturity. Medium plant height with excellent standability and winter hardiness. Good test weight with scab resistance gene for Fusarium Head Blight tolerance.

			5	4	3	2	1
MATURITY	MEDIUM-EARLY	LEAF RUST			2		
PLANT HEIGHT	MEDIUM	SEPTORIA LEAF BLOTCH				1.5	
HEAD TYPE	AWNED	GLUME BLOTCH			2.5		
STANDABILITY	2	POWDERY MILDEW				1.5	
TEST WEIGHT	2	STEM RUST				2	
STRAW STRENGTH	1	STRIPE RUST				1.5	
WINTER HARDINESS	1.5	BARLEY YELLOW DWARF VIRUS			2.5		
FHB1 MARKER	YES	FHB FIELD RATING				2.5	
HESSIAN FLY	SUSC	SOIL-BORNE MOSAIC VIRUS				1.5	

NEW SW 44SR

SOFT RED WINTER WHEAT

New broadly adapted variety that can range from Pennsylvania to North Carolina. Complete package of yield, standability, test weight and disease tolerance. Medium-early maturity and fully awned head type.

			5	4	3	2	1
MATURITY	MEDIUM-EARLY	LEAF RUST			3		
PLANT HEIGHT	MEDIUM	SEPTORIA LEAF BLOTCH				2	
HEAD TYPE	AWNED	GLUME BLOTCH				2	
STANDABILITY	1.5	POWDERY MILDEW				1.5	
TEST WEIGHT	1.5	STEM RUST				2	
STRAW STRENGTH	1	STRIPE RUST				1.5	
WINTER HARDINESS	1.5	BARLEY YELLOW DWARF VIRUS				2	
FHB1 MARKER	YES	FHB FIELD RATING				2.5	
HESSIAN FLY	Res-B, L, Seg O	SOIL-BORNE MOSAIC VIRUS				2	

SW 51SR

SOFT RED WINTER WHEAT

Large smooth head type with exceptional tillering. Heavy straw yields and solid tolerance to Fusarium Head Blight. Consider a plant growth regulator to manage plant height and standability when managing for high yields.

			5	4	3	2	1
MATURITY	MEDIUM-EARLY	LEAF RUST			2		
PLANT HEIGHT	MEDIUM-TALL	SEPTORIA LEAF BLOTCH				2	
HEAD TYPE	SMOOTH	GLUME BLOTCH				1.5	
STANDABILITY	3	POWDERY MILDEW				2	
TEST WEIGHT	1.5	STEM RUST				1.5	
STRAW STRENGTH	2	STRIPE RUST				1.5	
WINTER HARDINESS	1.5	BARLEY YELLOW DWARF VIRUS				1.5	
FHB1 MARKER	YES	FHB FIELD RATING				1.5	
HESSIAN FLY	Res-C	SOIL-BORNE MOSAIC VIRUS				4	

WHEAT

NEW SW 61SR

SOFT RED WINTER WHEAT

Attractive fully awned variety with broad adaptation. Medium-tall variety with heavy test weight and good Fusarium Head Blight tolerance. Use an early fungicide if Powdery Mildew is expected.

			5	4	3	2	1
MATURITY	MEDIUM	LEAF RUST				2.5	
PLANT HEIGHT	MEDIUM TALL	SEPTORIA LEAF BLOTCH				2.5	
HEAD TYPE	AWNED	GLUME BLOTCH				2.5	
STANDABILITY	2	POWDERY MILDEW		4			
TEST WEIGHT	1	STEM RUST		N/A			
STRAW STRENGTH	1	STRIPE RUST				1.5	
WINTER HARDINESS	2	BARLEY YELLOW DWARF VIRUS				2.5	
FHB1 MARKER	YES	FHB FIELD RATING				2	
HESSIAN FLY	N / A	SOIL-BORNE MOSAIC VIRUS				2	

SW 65SR

SOFT RED WINTER WHEAT

For any wheat acre in the East. Broadly adapted with medium maturity and awned head type. FHB1 gene for combating Fusarium Head Blight. Medium height with excellent standability.

			5	4	3	2	1
MATURITY	MEDIUM	LEAF RUST				1.5	
PLANT HEIGHT	MEDIUM	SEPTORIA LEAF BLOTCH				1.5	
HEAD TYPE	AWNED	GLUME BLOTCH				2	
STANDABILITY	1.5	POWDERY MILDEW				2	
TEST WEIGHT	2	STEM RUST				1.5	
STRAW STRENGTH	1	STRIPE RUST				1.5	
WINTER HARDINESS	1.5	BARLEY YELLOW DWARF VIRUS				1.5	
FHB1 MARKER	YES	FHB FIELD RATING				1.5	
HESSIAN FLY	Seg-L	SOIL-BORNE MOSAIC VIRUS				1.5	

SW 62SR

SOFT RED WINTER WHEAT

Consistent top performance. Strong agronomic package excels across most soil types and productivity levels. Heavy test weight with excellent yields. Awned head type with good Fusarium Head Blight tolerance.

			5	4	3	2	1
MATURITY	MEDIUM	LEAF RUST				2	
PLANT HEIGHT	MEDIUM	SEPTORIA LEAF BLOTCH				1.5	
HEAD TYPE	AWNED	GLUME BLOTCH				2	
STANDABILITY	2	POWDERY MILDEW				2.5	
TEST WEIGHT	1.5	STEM RUST				2	
STRAW STRENGTH	1	STRIPE RUST				1	
WINTER HARDINESS	2	BARLEY YELLOW DWARF VIRUS				1.5	
FHB1 MARKER	YES	FHB FIELD RATING				2	
HESSIAN FLY	Res-L	SOIL-BORNE MOSAIC VIRUS				4	

SW 70SR

SOFT RED WINTER WHEAT

Smooth head with medium maturity. Excels on loamy to heavier soil types. Scab resistance gene for Fusarium Head Blight tolerance. Excellent standability, test weight and overall disease resistance.

			5	4	3	2	1
MATURITY	MEDIUM	LEAF RUST			3		
PLANT HEIGHT	MEDIUM	SEPTORIA LEAF BLOTCH				1	
HEAD TYPE	SMOOTH	GLUME BLOTCH				2	
STANDABILITY	1	POWDERY MILDEW				2	
TEST WEIGHT	1	STEM RUST				2	
STRAW STRENGTH	1	STRIPE RUST				1	
WINTER HARDINESS	1	BARLEY YELLOW DWARF VIRUS				2	
FHB1 MARKER	YES	FHB FIELD RATING				1.5	
HESSIAN FLY	Res-L	SOIL-BORNE MOSAIC VIRUS				2	

SMALL GRAINS



WINTER BARLEY

KWS SCALA WINTER MALTING BARLEY

Two-row variety, strong plant health and resistance to major barley diseases. Medium height and excellent test weight. Strong yields. Good winterhardiness. Can be a top producer in many production systems. Plant on time on well drained soils.

** Meets needs of growers, maltsters, and brewers.*

VIOLETTA WINTER MALTING BARLEY

Two-row winter barley. Early maturing, short stature plant height. Selected for its malting quality, earliness, winter hardiness and resistance to Barley Yellow Mosaic Virus. Shows excellent tolerance to Leaf Rust, Powdery Mildew, and Net Blotch. Plant on time on well drained soils.

** Meets needs of growers, maltsters, and brewers.*

SB 151 WINTER FEED BARLEY

Early maturity, tall height with excellent standability, excellent winter hardiness and disease resistance.

MATURITY	MEDIUM
HEAD TYPE	SMOOTH
BUSHEL WEIGHT	VERY GOOD

HEIGHT	TALL
WINTER SURVIVAL	EXCELLENT
STRAW STRENGTH	VERY GOOD

SB 255 WINTER FEED BARLEY

Medium maturity, that shows competitive yields compared to Secretariat. Excellent test weight and standability. Significantly better resistance to Head Scab than Secretariat.

MATURITY	MEDIUM
HEAD TYPE	AWNED
BUSHEL WEIGHT	EXCELLENT

HEIGHT	TALL
WINTER SURVIVAL	EXCELLENT
STRAW STRENGTH	EXCELLENT



SPRING BARLEY

LCS ODYSSEY SPRING MALT BARLEY

LCS Odyssey is a must-have variety for distillers, as it is the only malting barley variety available in the United States today rated as non-GN (zero glycosidic nitrile content). Excellent resistance to Cereal Cyst Nematode.

AC CYANE SPRING FEED BARLEY

Six row bearded head type that has an extremely high yield potential. The large grain makes AC Cyane great for feed use. Easy to harvest and adapts well to most soil types. Excellent tolerance to Powdery Mildew and Leaf Rust.

ORWELLE SPRING FEED BARLEY

6-row spring feed barley. Excellent standability and good overall disease resistance. Testing has confirmed 4-6 Bu/ac advantage over Cyane.

MATURITY	MODERATE/EARLY	HEIGHT	MEDIUM
HEAD TYPE	AWNED	WINTER SURVIVAL	EXCELLENT
BUSHEL WEIGHT	EXCELLENT	STRAW STRENGTH	EXCELLENT

RYE

DANKO Rye

Danko is a winter rye cultivar with higher yield, better lodging resistance, better winter survival, with plump kernels and high test weight. Good winter hardiness. Medium-long awns. Suitable for feed, baking, distilling and cover crop.

Hybrid Rye

A hybrid rye will also be available in the 2022 product offering. Please contact your local SEEDWAY Farm Seed Representative for further information on varieties and availability.

ALFALFA

TECHNOLOGY

KEY

Disease Ratings: HR = Highly Resistant R = Resistant S = Susceptible NR = No Rating

In the following states, purchase and use of HarvXtra® Alfalfa with Roundup Ready® Technology is subject to a Seed and Feed Use Agreement, requiring that products of this technology can only be used on farm or otherwise be used in the United States: Arizona, California, Colorado, Idaho, Montana, Nevada, New Mexico, Oregon, Utah, Washington and Wyoming. In addition, due to the unique cropping practices do not plant HarvXtra® Alfalfa with Roundup Ready® Technology in Imperial County, California, pending import approval and until Forage Genetics International, LLC (FGI) grants express permission for such planting.

Forage Genetics International, LLC ("FGI") is a member of Excellence Through Stewardship® (ETS). FGI products are commercialized in accordance with ETS Product Launch Stewardship Guidance, and in compliance with FGI's Policy for Commercialization of Biotechnology-Derived Plant Products in Commodity Crops. HarvXtra® Alfalfa with Roundup Ready® Technology and Roundup Ready® Alfalfa have pending import approvals. GROWERS MUST DIRECT ANY PRODUCT PRODUCED FROM HARVXTRA® ALFALFA WITH ROUNDUP READY® TECHNOLOGY SEED OR CROPS (INCLUDING HAY AND HAY PRODUCTS) ONLY TO UNITED STATES DOMESTIC USE. Any crop or material produced from this product can only be exported to, or used, processed or sold in countries where all necessary regulatory approvals have been granted. It is a violation of national and international law to move material containing biotech traits across boundaries into nations where import is not permitted. Growers should talk to their grain handler or product purchaser to confirm their buying position for this product. Growers should refer to <http://www.biotradestatus.com/> for any updated information on import country approvals. Excellence Through Stewardship® is a registered trademark of Excellence Through Stewardship.

ALWAYS READ AND FOLLOW PESTICIDE LABEL DIRECTIONS. Roundup Ready® crops contain genes that confer tolerance to glyphosate. Glyphosate herbicides will kill crops that are not tolerant to glyphosate. Roundup Ready® is registered trademarks of Bayer Group, used under license by Forage Genetics International, LLC. HarvXtra® is a registered trademark of Forage Genetics International, LLC. HarvXtra® Alfalfa with Roundup Ready® Technology is enabled with Technology from The Samuel Roberts Noble Foundation, Inc

SW ALFAMAX HD™ 2 PLUS Brand Alfalfa

ALFAMAX HD® 2 PLUS is a highly digestible alfalfa with excellent forage quality, high yields, and Branch Root which makes AlfaMax HD® 2 Plus an excellent choice for any situation. AlfaMax HD® 2 Plus has a superior disease and pest resistance package. Seed at 18-20 lbs. alone, 8-12 lbs. in mixes.

HD® Is a registered trademark of Legacy Seeds, Inc.

FALL DORMANCY	4
WINTER HARDINESS	1.4
BACTERIAL WILT	HR
VERTICILLIUM WILT	HR
FUSARIUM WILT	HR

ANTHRACNOSE	HR
APHANOMYCES RACE 1	HR
APHANOMYCES RACE 2	HR
POTATO LEAFHOPPER	NR
PHYTO ROOT ROT	HR

SHOCKWAVE BR

Shockwave BR combines a branch rooted trait with excellent disease resistance to deliver outstanding performance. Performs better in higher water tables. High forage yield makes it a productive variety in both normal and wetter conditions. 3-4 cut management. Seed at 18-20 lbs. alone, 8-12 lbs. in mixes.

FALL DORMANCY	4
WINTER HARDINESS	1.4
BACTERIAL WILT	HR
VERTICILLIUM WILT	HR
FUSARIUM WILT	HR

ANTHRACNOSE	HR
APHANOMYCES RACE 1	HR
APHANOMYCES RACE 2	R
POTATO LEAFHOPPER	NR
PHYTO ROOT ROT	HR

DYNAMO

Dynamo combines explosive forage yield with superior forage quality. High multifoliate leaf expression and rapid regrowth with a dense canopy and dark green foliage. Shows improved crude protein content, exceptional feed value, and higher milk production. Seed at 18-20 lbs. alone, 8-12 lbs. in mixes.

FALL DORMANCY	4
WINTER HARDINESS	1.9
BACTERIAL WILT	HR
VERTICILLIUM WILT	HR
FUSARIUM WILT	HR

ANTHRACNOSE	HR
APHANOMYCES RACE 1	HR
APHANOMYCES RACE 2	R
POTATO LEAFHOPPER	NR
PHYTO ROOT ROT	HR

FSG 415BR

Farm Science Genetics®. Branch root variety with an excellent disease package. High yield and quality potential on both wet and well drained soils. Offers flexibility on less than ideal soil conditions. Seed at 18-20 lbs. alone, 8-12 lbs. in mixes.



FALL DORMANCY	4
WINTER HARDINESS	1.5
BACTERIAL WILT	HR
VERTICILLIUM WILT	HR
FUSARIUM WILT	HR

ANTHRACNOSE	HR
APHANOMYCES RACE 1	HR
APHANOMYCES RACE 2	R
POTATO LEAFHOPPER	NR
PHYTO ROOT ROT	HR

FSG 421LH

Farm Science Genetics®. The newest genetics with very high resistance to POTATO LEAFHOPPER. Highly resistant to all major alfalfa diseases. Excellent yield potential and forage quality. Excellent winter hardiness. 3-4 cut management. Seed at 18-20 lbs. alone, 8-12 lbs. in mixes.



FALL DORMANCY	4
WINTER HARDINESS	2.0
BACTERIAL WILT	HR
VERTICILLIUM WILT	HR
FUSARIUM WILT	HR

ANTHRACNOSE	HR
APHANOMYCES RACE 1	HR
APHANOMYCES RACE 2	HR
POTATO LEAFHOPPER	HR
PHYTO ROOT ROT	HR

FSG 426

Farm Science Genetics®. Exceptional for yield and superior forage quality. Excellent disease package that features high resistance to Aphanomyces Race 1 and 2. Seed at 18-20 lbs. alone, 8-12 lbs. in mixes.



FALL DORMANCY	4
WINTER HARDINESS	2.0
BACTERIAL WILT	HR
VERTICILLIUM WILT	HR
FUSARIUM WILT	HR

ANTHRACNOSE	HR
APHANOMYCES RACE 1	HR
APHANOMYCES RACE 2	HR
POTATO LEAFHOPPER	NR
PHYTO ROOT ROT	HR

NEW FSG 450

Farm Science Genetics®. Exceptional yield and superior forage quality. Excellent disease package that features high resistance to Multi-race Aphanomyces'. Outstanding winter hardiness. Seed at 18-20 lbs. alone, 8-12 lbs. in mixes.



FALL DORMANCY	4
WINTER HARDINESS	1.8
BACTERIAL WILT	HR
VERTICILLIUM WILT	HR
FUSARIUM WILT	HR

ANTHRACNOSE	HR
MULTI -RACE APHANOMYCES	HR
POTATO LEAFHOPPER	NR
PHYTO ROOT ROT	HR

FSG 527

Farm Science Genetics®. High forage yield and quality. Excellent winterhardiness and persistence. High multi-foliate leaf expression. Outstanding disease and pest resistance. Fast recovery after cutting. Seed at 18-20 lbs. alone, 8-12 lbs. in mixes.



FALL DORMANCY	5
WINTER HARDINESS	2.0
BACTERIAL WILT	HR
VERTICILLIUM WILT	HR
FUSARIUM WILT	HR

ANTHRACNOSE	HR
APHANOMYCES RACE 1	HR
APHANOMYCES RACE 2	R
POTATO LEAFHOPPER	NR
PHYTO ROOT ROT	HR

FSG 431RRLH

Farm Science Genetics®. Roundup Ready® Alfalfa. The newest genetics are now available with Roundup resistance combined with very high resistance to POTATO LEAFHOPPER. Excellent disease package and winterhardiness provides ability to produce weed free hay. 3-4 cut management. Seed at 18-20 lbs. alone, 8-12 lbs. in mixes.



FALL DORMANCY	4
WINTER HARDINESS	2.0
BACTERIAL WILT	HR
VERTICILLIUM WILT	HR
FUSARIUM WILT	HR

ANTHRACNOSE	HR
APHANOMYCES RACE 1	HR
APHANOMYCES RACE 2	NR
POTATO LEAFHOPPER	HR
PHYTO ROOT ROT	HR

FSG 438RR

Farm Science Genetics®. The newest genetics are now available with Roundup resistance. High resistance to Aphanomyces Race 1 and 2. Ability to produce weed-free hay. Well-adapted to a wide range of soil types, environmental conditions and management programs. 3-4 cut management. Seed at 18-20 lbs, 8-12 lbs. in mixes.



FALL DORMANCY	4
WINTER HARDINESS	2.0
BACTERIAL WILT	HR
VERTICILLIUM WILT	HR
FUSARIUM WILT	HR

ANTHRACNOSE	HR
APHANOMYCES RACE 1	HR
APHANOMYCES RACE 2	HR
POTATO LEAFHOPPER	NR
PHYTO ROOT ROT	HR

FSG 440HVX.RR

The industry's first genetically enhanced alfalfa technology developed to maximize quality compared to conventional alfalfa at the same stage of maturity, by reducing the amount of lignin in the plant. HarvXtra® technology provides unprecedented flexibility by widening cutting windows giving growers the ability to better manage the yield-versus-quality tradeoff. Roundup Ready® Alfalfa. Seed at 18-20 lbs. alone, 8-12 lbs. in mixes.



FALL DORMANCY	4
WINTER HARDINESS	2.0
BACTERIAL WILT	HR
VERTICILLIUM WILT	HR
FUSARIUM WILT	HR
















ANTHRACNOSE	HR
APHANOMYCES RACE 1	HR
APHANOMYCES RACE 2	R
POTATO LEAFHOPPER	NR
PHYTO ROOT ROT	HR

AN ALFALFA THAT GIVES YOU OPTIONS. NOT LIMITS.



The HarvXtra® Alfalfa trait is the most advanced alfalfa trait on the market, developed to maximize quality by reducing the amount of lignin in the plant compared to conventional alfalfa at the same stage of maturity.

For growers, this means they have the flexibility to produce higher-quality forage or extend harvest to maximize yield potential, depending on weather or operational needs. HarvXtra® Alfalfa also includes the Roundup Ready® Alfalfa trait unsurpassed weed control and crop safety.

PRODUCTS		FALL DORMANCY	WINTER HARDINESS	BACTERIAL WILT	VERTICILLIUM WILT	FUSARIUM WILT	ANTHRACNOSE	APHANOMYCES RACE 1	APHANOMYCES RACE 2	POTATO LEAFHOPPER	PHYTO ROOT ROT
WL ALFALFA											
WL 341HVX.RR	 	4	2.1	HR	HR	HR	HR	HR	NR	NR	HR
WL 349HQ		4	1.7	HR	HR	HR	HR	HR	HR	NR	HR
WL 354HQ.RR	 	4	1.6	HR	HR	HR	HR	HR	Race 2 Only	NR	HR
WL 356HQRR	 	4	1.6	HR	HR	HR	HR	HR	HR	NR	HR
WL 358LH		4	2.0	HR	HR	HR	HR	HR	NR	HR	HR
WL 359LH.RR	 	4	2.2	HR	HR	HR	HR	HR	NR	HR	HR
WL 365HQ		5	1.1	HR	HR	HR	HR	HR	NR	NR	HR
WL 372HQ.RR	 	5	1.8	HR	HR	HR	HR	HR	NR	NR	HR
WL 375HVX.RR	 	5	2.1	HR	HR	HR	HR	HR	HR	NR	HR



KEY Disease Ratings: HR = Highly Resistant R = Resistant S = Susceptible NR = No Rating

CLOVER

RED CLOVER

Uses: Red clover is used for hay, silage, pasture and soil improvement. It is a quick growing crop, easily established, and produces high quality forage. Tolerance of shade allows red clover to be used effectively as a cover crop under silage corn. Newer varieties of medium red clover can be productive for 3 years or more under proper management.



WHITE CLOVER

Uses: Forage: White clover is the most important pasture legume. It is a highly palatable, nutritious forage for all classes of livestock. White clover is commonly planted with orchardgrass, ryegrass, or tall fescue. Ladino clover grows tall enough to be harvested for hay, silage and green chop. Intermediate and small white clovers seldom grow tall enough to be harvested for hay or silage.



Wildlife: White clover is a choice food for deer and elk.

Erosion control: Grass seedlings benefit from the nitrogen produced by white clover included in the seed mixture. Solid stands of white clover form a good erosion controlling cover on moist fertile soils, but stands may be sparse or spotty on dry sites.

SEEDWAY
FARM SEED

CRUSADE White Clover

Improved winter regrowth. Extended grazing potential during colder months. Early and vigorous flowering. Disease resistance and strong regrowth after cutting. Seed at 5-8 lbs. alone, 2 lbs. in mixes.

PINNACLE Ladino Clover

High yield potential. Excellent seedling vigor and stolon activity. Resists leaf diseases and field viruses. Superior persistence. Drought tolerant, widely adapted, ideal for pastures. Seed at 5-8 lbs. alone, 2 lbs. in mixes.

402 Brand Red Clover

High yield potential, unmatched forage quality, excellent disease resistance, superior persistence. Highly resistant to Northern and Southern anthracnose and powdery mildew. Performs across wide geography and variable conditions. Seed at 10-12 lbs. alone, 4-8 lbs. in mixes.

STAMINA White Clover

An intermediate-type white clover with high stolon density helping it spread aggressively and rootdown avoiding hoof and grazing pressure. Excellent yield and persistence for a long haul clover. Seed at 5-8 lbs. alone, 2 lbs. in mixes.



FROSTY Berseem Clover

A cool-season annual legume. Featuring salt tolerance, high nitrogen fixation, and a synergistic relationship to alfalfa. Has been bred for later maturity, cold tolerance, productivity, and nutritional value. Frosty has very low hard seed counts, allowing for quick establishment and lessening its potential to become a weed. Seed at 20 lbs. alone, 12-15 lbs. drilled, 12 lbs. in mixes



BEARCAT Red Clover

Complimented by aggressive regrowth and a superior disease resistance package, it has shown outstanding stand persistence and high forage yield. With its strong disease resistance, hardiness, and aggressive regrowth it's proven to be consistently productive in adverse environments. Seed at 10-12 lbs. alone, 4-8 lbs. in mixes.

AGRONOMICS CHART Clover

Variety	Maturity	Cutting Management	Yield Potential	Hay/Haylage	Pasture	Comment
CRUSADE White Clover	Medium	Multiple	M	Yes	Yes	Extended grazing in colder months & disease resistant.
STAMINA White Clover	Medium	Multiple	H+	Yes	Yes	Very persistent, Large leaf. Excellent grazer.
FROSTY Berseem Clover	Medium Late	Multiple	H	Yes	Yes	Excellent regrowth and improved cold-tolerance.
PINNACLE Ladino Clover	Medium	Multiple	H	Yes	Yes	Excellent seedling vigor with good stolen growth.
402 Brand Red Clover	Medium	Multiple	H+	Yes	Yes	High resistance to Northern and Southern Anthracnose.
BEARCAT Red Clover	Medium	Multiple	H+	Yes	Yes	High resistance to Northern and Southern Anthracnose.

ADDITIONAL CLOVERS AVAILABLE

CRIMSON, ALSIKE, MAMMOTH, & WHITE DUTCH

Contact Your SEEDWAY Territory Field Manager For More Information



FILL THEIR PLATE WITH THE FEED THEY NEED!

For 58 years SEEDWAY has brought over 95 forage products specifically adapted to the producer. With regional product adaptation in mind we select only the top forage products for your operation.

BETTER GENETICS, BETTER PRODUCTIVITY, BETTER PROFITABILITY describes our goal to bring you forage products that are both balanced and profitable.



FORAGE PRODUCTS

TIMOTHY • TREFOIL

SEEDWAY
FARM SEED

TIMOTHY

Livestock: Timothy is used mainly for hay, but also for pasture and silage. It is palatable and nutritious. It makes an excellent companion grass for alfalfa, trefoil or clover since it does not compete with legumes.

Erosion control: Timothy can be used with legumes and/or other grasses in a mix for cover purposes, filter strips, waterways and other critical area applications.

Wildlife: Timothy is commonly found in wildlife mixtures for nesting, brood cover and escape.

BIRDSFOOT TREFOIL

Forage: Birdsfoot trefoil is used as a high quality, non-bloating legume for pastures, hay and stock-piling.

Erosion control: Birdsfoot trefoil is often used for mine reclamation and other sites with marginal soils.

Wildlife: Birdsfoot trefoil is used in wildlife mixes and is an excellent food source for deer.

SADDLEBRED® BRAND Timothy

Early maturing variety that is well suited for the farmer looking for the many advantages of Climax, but would like earlier maturity. Saddlebred has been bred in competition with other grasses and legumes, and therefore, makes it reliable in all grass mixtures. Saddlebred, in dry matter yield tests has out yielded other timothy varieties, including Climax, by 5-10%. Saddlebred is highly resistant to leaf rust, leaf spot and purple eyespot. Seed at 8-10 lbs. alone, 4-6 lbs. in mixes.

CONQUEST Timothy

Early maturing variety that is a great hay and pasture choice for horses and other livestock owners who demand high quality forage. Bred for higher forage yields, greater foliar disease resistance, faster spring green up, and improved summer regrowth. Seed at 8-10 lbs. alone, 4-6 lbs. in mixes.

CATAPULT Timothy

Bred for spring vigor and summer regrowth, Catapult comes out of the ground fast with rapid recovery after cutting. Its superior stand persistence lasts all-season and continues year after year. Ideal companion for legumes, other forage grasses, or as a pure stand. Seed at 8-10 lbs. alone, 4-6 lbs. in mixes.

EXPRESS II Timothy

Late maturing timothy that exhibits explosive Spring vigor and regrowth. With high yields and excellent forage quality, Express II is ideal for premium horse and livestock hay. Seed at 8-10 lbs. alone, 4-6 lbs. in mixes.

SUMMERGRAZE Timothy

Late maturing timothy for high quality hay and pasture application. Selected for high yields, winter survival and persistence. It combines high leaf expression and good Spring vigor that blends very well with legumes and other grasses. Seed at 8-10 lbs. alone, 4-6 lbs. in mixes.

BIRDSFOOT TREFOIL

SEEDWAY carries multiple trefoil varieties. Multiple varieties such as the prostrate statured Empire and the semi-erect Viking have been replaced by improved varieties such as Cornell released Pardee, which is an upright type with high yields and strong persistence. Other improved varieties include Exact, Leo, and Norcen. Please contact your local SEEDWAY Territory Field Manager for available varieties.

AGRONOMICS CHART Timothy

Variety	Maturity	Cutting Management	Yield Potential	Hay/Haylage	Pasture	Comment
SADDLEBRED Timothy	Early	2 - 3	H	Yes	Yes	Good summer regrowth.
CONQUEST Timothy	Early	2 - 3	H	Yes	Yes	Excellent spring vigor and Very winter hardy.
CATAPULT Timothy	Medium	2 - 3	H	Yes	Yes	Large leaf.
SUMMERGRAZE Timothy	Late	2 - 3	H	Yes	Yes	Good spring vigor. Very leafy plant.
EXPRESS II Timothy	Late	2 - 3	H	Yes	Yes	Excellent spring vigor and plant health.

BROMEGRASS

Smooth brome may be used for hay, pasture, silage or stockpiling. It is compatible with alfalfa or other adapted legumes. The grass is highly palatable and is high in protein content and relatively low in crude-fiber content. Erosion control: Since the plant has a massive root system and is a sod former, it can be used effectively for critical area planting and waterways if the areas can be irrigated or where annual precipitation exceeds 20 inches.

PEAK Smooth Bromegrass

Peak is Cornell University developed. Earlier maturity and higher yield potential than Saratoga. High forage yield especially after first cut. Improved forage quality, producing fewer heads, good eye appeal in dry hay. Leave a 4" stubble for best regrowth.

Seed at 15-20 lbs./acre alone, 3-8 lbs. in mixes.

ARID Smooth Bromegrass

Arid is a Smooth Brome developed to be more drought tolerant, high yielding and shows good regrowth potential. Due to its high forage yield and quality, Arid is great for hay production or green chop. Developed to have less aggressive rhizomes than other smooth brome, Arid works great in pastures with other species too.

Seed at 15-20 lbs./acre alone, 3-8 lbs. in mixes.

ADMIRAL Meadow Bromegrass

Admiral is a high yielding spring forage that's extremely winter hardy. Very palatable with an aggressive re-growth. Dark green in color.

Seed at 15-20 lbs./acre alone, 3-8 lbs. in mixes.

AGRONOMICS CHART Bromegrass

Variety	Maturity	Cutting Management	Yield Potential	Hay/Haylage	Pasture	Comment
PEAK Smooth Bromegrass	EARLY	2 - 3	H	Yes	Yes	Good summer regrowth.
ARID Smooth Bromegrass	MEDIUM	3 - 4	H	Yes	Yes	Excellent winterhardiness.
ADMIRAL Meadow Bromegrass	EARLY	2 - 3	H	Yes	Yes	Exceptional rust tolerance.

ORCHARDGRASS

ORCHARDGRASS

SEEDWAY
FARM SEED

Livestock: Orchardgrass may be used for hay, pasture or silage. It is highly palatable to all classes of livestock. Orchardgrass is one of the best forage grasses for use in pastures and in combination with alfalfa or red clover for hay.

Erosion control: Because of its dense network of roots, orchardgrass provides good erosion control on those soils to which it is particularly adapted.

Wildlife: Orchardgrass is used in grass-legume mixes for nesting; brood rearing, escape and winter cover for upland game birds and conservation plantings.

BOUNTY II Orchardgrass

Early maturity variety and outstanding yield potential. Ideal for hay production or pastures. Excellent plant vigor, quick recovery after cutting with great palatability. Drought tolerance and improved foliar disease resistance. Straight stands or grass and legume mixtures. EXCELLENT FOR GRAZING! Seed at 15-20 lbs. alone, 3-6 lbs. in mixes.

RUSHMORE II Orchardgrass

An early maturing orchardgrass ideal for use in grazing and hay operations. Rushmore II exhibits excellent winter hardiness making it an ideal fit for colder northern climates. With improved disease resistance, excellent establishment and persistence, Rushmore II can withstand grazing well. Seed at 15-20 lbs. alone, 3-6 lbs. in mixes.

TRAILBURST Orchardgrass

A tall, high yielding, and persistent orchardgrass with a very dense and aggressive regrowth. Great seedling vigor. Medium-Late maturing. Dual purpose for hay and grazing. Seed at 15-20 lbs. alone, 3-6 lbs. in mixes.

ALPINE II Orchardgrass

Later maturing with very good persistence and winter hardiness. Produces high yields cutting after cutting and under hard intense grazing. Dense and aggressive, tolerates heat, poor fertility and low soil moisture. Good resistance to Foliar rust and leaf spot diseases. Seed at 15-20 lbs. alone, 3-6 lbs. in mixes.

EXTEND Orchardgrass

Late maturity with superior yield potential. Good maturity fit with alfalfa. Excellent plant vigor, increased stand persistence, drought tolerance, stem rust resistance and great palatability. Seed at 15-20 lbs. alone, 3-6 lbs. in mixes.

SWF955 Easy Sow Orchardgrass

Farm Science Genetics® Medium maturity. HULLED ORCHARDGRASS with the same characteristics as standard orchardgrass, but without the seed hulls, easier to mix with alfalfa or other seed. Best choice for air or hydro-seeding. Seed at 6-8 lbs/acre alone, 1-3 lbs/acre in mixes.

DEVOUR Orchardgrass

Developed to withstand the rigors of intensive grazing systems which can destroy lesser varieties. Extended periods of hoof traffic and feeding won't deter Devour. Quick to establish, out competing weeds, and producing a better, high yielding pasture. Late maturing can be seeded with clover or alfalfa. High NDFD- very palatable. Seed at 15-20 lbs. alone, 3-6 lbs. in mixes.

DEVOUR
orchardgrass

AGRONOMICS CHART Orchardgrass

Variety	Maturity	Cutting Management	Yield Potential	Hay/Haylage	Pasture	Comment
BOUNTY II Orchardgrass	EARLY	2 - 3	H	Yes	Yes	Quick regrowth after cutting.
RUSHMORE II Orchardgrass	EARLY	2 - 3	H	Yes	Yes	High traffic tolerance with high yields.
SWF955 Easy Sow Orchardgrass	MEDIUM	2 - 3	H	Yes	Yes	Great choice for air or hydro-seeding. Good companion with alfalfa.
TRAILBURST Orchardgrass	MEDIUM - LATE	2 - 3	H	Yes	Yes	Exceptional Rust tolerance.
EXTEND Orchardgrass	LATE	2	H	Yes	Yes	Late maturity alfalfa companion. High grazing tolerance.
ALPINE II Orchardgrass	LATE	2	H	Yes	Yes	Ideal option for grazing or hay. High yields with high protein content.
DEVOUR Orchardgrass	LATE	2	H	Yes	Yes	Suitable for intense grazing and high traffic pressure.

ANNUAL RYEGRASS

Annual ryegrass is primarily used for pastures and quick cover in erosion control plantings. In the South, it is used as a winter annual for overseeding warm season grasses.

PERENNIAL RYEGRASS

Perennial ryegrass is a valuable forage and soil stabilization plant. This species is the predominant forage grass in Europe and is used extensively in the United States. Perennial ryegrass is used for pasture and hay in sheep, dairy and beef production. It is often used in mixes with alfalfa, clovers and other grasses. Perennial ryegrass has the highest forage quality of all cool season grasses.

AGRONOMICS CHART Ryegrass

Variety	Maturity	Cutting Management	Yield Potential	Hay/Haylage	Pasture	Comment
BIGBANG Annual Ryegrass	Late	3 - 4	M - H	Yes	Yes	Good winterhardiness.
FRIA Annual Ryegrass	Late	2 - 4	H	Yes	Yes	Excellent forage quality.
CENTURION Annual Ryegrass	Late	2 - 3	H	Yes	Yes	Excellent winterhardiness.
TETRAPRIME Italian Ryegrass	Early	2 - 3	H	Yes	Yes	Short rotation grass.
TETRAMAG Hybrid Ryegrass	Late	2 - 3	H	Yes	Yes	Hybrid lasting 3 - 5 years.
TETRASWEET Perennial Ryegrass	Medium-Late	2 - 3	H	Yes	Yes	A very wide leaf with high yields.
ELENA Perennial Ryegrass	Medium	2 - 3	H	Yes	Yes	Rust and leaf disease resistance.

ELENA Perennial Ryegrass

High yield potential. Excellent seedling vigor and stolon activity. Resists leaf diseases and field viruses. Superior persistence. Drought tolerant, widely adapted, ideal for pastures. Seed at 20-25 lbs. alone, 4-8 lbs. in mixes.

BIG BANG Annual Ryegrass

A tetraploid selected for early heading, yield and disease resistance. It provides high quality forage, consistent yields and excellent regrowth. Big Bang is highly adaptable for use as a cover crop, its deep roots build soil structure and increase organic matter. Seed at 20-25 lbs. alone, 4-8 lbs. in mixes.

FRIA Annual Ryegrass

Endophyte-free ANNUAL diploid. Late maturity with superior cold tolerance and excellent palatability. Improved resistance to crown rust, gray leaf spot and helminthosporium leaf spot. Seed at 20-25 lbs. alone, 4-8 lbs. in mixes.

CENTURION Annual Ryegrass

The ideal diploid annual ryegrass choice for dairies, beef and hay operations. Excellent winter-hardiness and will not linger long into the summer. When fall planted it will survive the early onslaught of cold, wet weather to provide cover and offer biodiversity following non-grass crops. High quality excellent forage yield. Seed at 20-25 lbs. alone, 4-8 lbs. in mixes.



TETRAPRIME Italian Ryegrass

Selected for grazing applications, TetraPrime has excellent grazing tolerance and can be closely grazed without jeopardizing the integrity of the field. This close-graze ability allows for total forage usage. Excellent drought tolerance and improved winterhardiness. Seed at 20-25 lbs. alone, 4-8 lbs. in mixes.



TETRAMAG Hybrid Ryegrass

Excellent yield potential and stand-life expectancy of 3-5 years. Highest ranking entry in Cornell University and University of Kentucky forage trials. This yield potential is due in part to TetraMag's unparalleled seedling vigor. Provides improved forage quality and continues to produce all season long. Seed at 20-25 lbs. alone, 4-8 lbs. in mixes.



TETRASWEET Perennial Ryegrass / Cut Rye

Highly palatable, fast establishing, tetraploid perennial rye. Tillers extensively, rapid recovery, excellent choice for all types of forage production. Can be grazed. High digestibility leads to increased animal performance and increased producer profits. Seed at 20-25 lbs. alone, 4-8 lbs. in mixes.



FORAGE GRASSES

TALL FESCUE



For decades, KY31 tall fescue was planted widely as a forage and erosion control plant because it is widely adapted, easy to establish and long lived under harsh conditions and mistreatment. It is now recognized that the presence of a toxic endophyte contributed to both the tough nature of KY31 and the poor performance of grazing animals in the warmer months. It is suspected that endophyte infected KY31 has been deleterious to wildlife as well. Today, there are many varieties of tall fescue that are low endophyte or endophyte free, which can be used for hay or pastures without any of the animal health concerns posed by endophyte infected KY31. Tall fescue testing services are available to have existing stands of this grass evaluated for endophyte presence.

DOMINATE Tall Fescue

Dominate is an endophyte free variety. Outstanding regrowth and color during the summer which maximizes grazing and hay production. Use in pure stands or in combination with legumes. Great for winter stockpiling. Excellent adaptability to varying soil types. Seed at 15-20 lbs. drilled, 20-25 lbs. alone, 5-10 lbs. in mixes.

TETON II Tall Fescue

Teton II is fast establishing, exceptionally high yielding, medium maturing, soft leaf tall fescue that is an upright variety with a broad crown, very resistant to diseases. Teton II is well adapted for hay and pasture production and shows excellent persistence. Teton II is endophyte free. Teton II is best suited to high fertility and heavy soils and can withstand acid, alkaline as well as poorly drained soils. Seed at 15-20 lbs. drilled, 20-25 lbs. alone, 5-10 lbs. in mixes.



SWAJ Soft Leaf Tall Fescue

Bred for its winterhardiness and selected for soft-leaved palatability and feed quality, improved digestibility and more pounds of gain. SWAJ has a bunch type growth habit, average flag leaf size and tall plant height delivering more biomass. A strong disease package includes resistance to Crown Rust. Seed at 15-20 lbs. drilled, 20-25 lbs. alone, 5-10 lbs. in mixes.

MARQUISE Meadow Fescue

Exhibits many facets to out shine other grass varieties. Excellent drought tolerance for dry season conditions. Exceptional forage quality. Ideal for wetter soils. Wide soft leaf. When you use Marquise Meadow Fescue your PROFITS are measured in DIAMONDS! Seed at 25-30 lbs. alone, 15-20 lbs. in mixes, 3-8 lbs. with legumes.

AGRONOMICS CHART Fescue

Variety	Maturity	Cutting Management	Yield Potential	Hay/Haylage	Pasture	Comment
DOMINATE Tall Fescue	Medium	2 - 3	H	Yes	Yes	Tolerates wet soils. Excellent digestibility.
TETON II Tall Fescue	Medium	2 - 3	H	Yes	Yes	Exceptionally high yielding. Endophyte-free.
SWAJ Soft Leaf Tall Fescue	Medium	2 - 3	H	Yes	Yes	Strong disease package. Excellent winterhardiness.
MARQUISE Meadow Fescue	Medium	2 - 3	H	Yes	Yes	Good for hay, haylage, and grazing. Tolerates wet soils.

FESTULOLIUM

Festulolium is a hybrid cross between the Festuca and Lolium species. The agronomic benefits of festulolium started to gain acceptance in the late 1950's with demand steadily increasing over the years. Festulolium is mainly utilized in pastures for grazing and stockpiling, either in mixes or pure stands. Silage and green chop are other major uses. Benefits include higher forage yields than perennial ryegrass, forage quality similar to perennial ryegrass, increased mid summer growth compared to other cool season grasses, high disease resistance, winterhardiness and persistence.

REED CANARYGRASS

Forage: Reed canarygrass is primarily adapted for permanent hay or pasture on sites too wet for good performance of other forage plants. The forage should be grazed or mowed prior to heading as both quality and palatability decline rapidly after heading. A common mistake is to use reed canarygrass on wet sites where timely harvest is not possible. Make sure to use low alkaloid varieties for increased forage quality and palatability.

Erosion control: The extensive, rhizomatous root system and dense growth of reed canarygrass provide excellent erosion control, especially along stream banks, shorelines and waterways. Reed canarygrass invades wet areas so its use along ditches, canals and drains can create maintenance problems; it can also be troublesome in wetland habitats.

Wildlife: This grass provides excellent nesting and escape cover and the shattered seeds are readily eaten by many species of birds.

GAIN Festulolium

Great yield potential, pasture or silage. Rapid establishment, vigorous growth, excellent with legumes or slower starting grasses. Leafy, palatable, nutritious for all livestock and horses. Performs best on moist, fertile soils. Hybrid of Italian Ryegrass and Meadow Fescue. Seed at 25-40 lbs. alone, 8-20 lbs. in mixes.

SUGARCREST Festulolium

A tetraploid perennial ryegrass x meadow fescue festulolium that establishes quickly and has fast regrowth, yielding more tonnage per acre than the competition. Excellent persistence provides a highly palatable feed for years. Combined with improved winter-hardiness and disease resistance, Sugarcrest is unsurpassed for quality and longevity. Seed at 25-40 lbs. alone, 8-20 lbs. in mixes.



RIVAL/BELLEVUE Canarygrass

High yields, improved palatability and very low alkaloid content. Promotes better intake and greater weight gains over common reed canarygrass. Excellent for wet + dry ground with superior performance over older varieties. Will utilize repeated manure applications throughout the growing season. Seed at 12-15 lbs. alone, 4-8 lbs. in mixes.

AGRONOMICS CHART Festulolium

Variety	Maturity	Cutting Management	Yield Potential	Hay/Haylage	Pasture	Comment
GAIN Festulolium	Early - Medium	2 - 3	M - H	Yes	Yes	Rapid establishment. Good companion with legumes or slower starting grasses.
SUGARCREST Festulolium	Medium	2 - 3	H	Yes	Yes	Excellent winterhardiness and drought tolerance.

AGRONOMICS CHART Canarygrass

Variety	Maturity	Cutting Management	Yield Potential	Hay/Haylage	Pasture	Comment
RIVAL/BELLEVUE Canarygrass	Late	1 - 2	H	Yes	Ok	Improved palatability. Very low alkaloid content.

FORAGE & PASTURE MIXES

ULTIMATE GRAZER Pasture Mix

Mixture designed for the intense grazer. Provides high forage quality and digestibility. If you need to increase milk pounds or body weight...this one will satisfy all of your needs! (25 lbs./acre)

35% Devour Orchardgrass	5% Bearcat Red Clover
30% SugarCrest Festulolium	5% Stamina White Clover
25% TetraSweet Perennial Ryegrass	

PRO HORSE Pasture Mix

Professional Horse Pasture Mixture is a forage blend specially formulated to meet the nutritional needs of horses while withstanding their intense grazing pressure. (25 lbs./acre)

45% Orchardgrass	10% Timothy	5% Kentucky Bluegrass
30% Perennial Ryegrass	10% Festulolium	

PRO DAIRY Pasture Mix

Maximize the performance of dairy cattle. Grasses and clover provide yield, nutrition, stand persistence and disease resistance. (25 lbs./acre)

25% Orchardgrass	15% Timothy	5% Ladino White Clover
20% Perennial Ryegrass	10% Branch Root Alfalfa	
15% Festulolium	10% Red Clover	

PRO BEEF Pasture Mix

Maximize beef animal per acre return. High quality ingredients blended in the proper ratios. (25 lbs./acre)

40% Tall Fescue	10% Perennial Ryegrass	5% Ladino White Clover
23% Orchardgrass	6% Red Clover	
10% Intermediate Ryegrass	6% Timothy	

ALFA-SOW™ Hay/Pasture Mix

FSG 426 alfalfa and Extend "Easy Sow" hulled orchardgrass makes the perfect blend for your high production hay acres. These varieties will help ensure the perfect blend that will not bridge in your drill like regular orchardgrass. Don't waste your time blending your seed at the planter or worrying about two separate seed boxes - JUST FILL YOUR SEED BOX AND SOW YOUR FIELDS! FSG 426 alfalfa is treated with both All-Vantage™ and Aquabond™ to promote germination and stand establishment. (20 lbs./acre)

90% FSG 426 Alfalfa	10% Extend Hulled Orchardgrass
---------------------	--------------------------------

TAR Economy Mix*

Combination of grass and clover to be used as a plow down mixture to increase green manure, reduce erosion, and fix nitrogen. (30 lbs./acre)

50% Timothy	30% Medium Red Clover	20% Alsike/White Clover
-------------	-----------------------	-------------------------

****WARNING:** TAR MIX NO 1 contains Alsike clover, which has been associated with certain metabolic disorders in horses. DO NOT pasture horses in fields seeded with this mixture or any mixture containing Alsike.

SPRINT MAXX Forage Mixture

Sprint Maxx is a forage mixture of Haywire Brand Oats and Stockade Brand Peas. It produces high yields of high quality forage in dairy and beef areas throughout the Northern United States. Sprint-Maxx provides a quick source of forages within 60 days of planting and can be used as companion crop to establish alfalfa or it can follow winter wheat if planted within the first 2 weeks of August.

Seed at 80 - 120 lbs. per acre.

TRI-MAX Forage Mixture

This mixture consists of Maxum forage peas, Forage Plus forage oats and Hays barley. TRI-MAX is truly superior, producing higher yields with more energy and higher digestibility than other companion crops. This blend will tolerate more heat than pea/triticale mixes; however, optimum performance is still achieved with earlier planting.

Seed at 80 - 120 lbs. per acre.

HYOCTANE Winter Forage Triticale

HyOctane is a winter triticale variety that has shown favorable forage yield and winter hardiness across the East Coast. HyOctane makes a great option for fall grazing on ensiling in the spring before corn planting. Reduced awned variety to aid livestock palatability. Good early-season vigor and earlier heading date than traditional varieties. Medium straw strength. Very short awns. Very high leaf to stem ratio.

Seed at 90 - 120 lbs. per acre.

TRICAL® 336 Winter Forage Triticale

An awned annual cereal forage which exhibits a very dense canopy of long leaves designed for use in double-crop systems that intend to maximize annual forage production. With a high leaf to stem ratio at the flag leaf and early boot stages exhibits a high nutritional value. A semi-erect growth habit and sensitivity to grazing make it a secondary choice for intensive grazing.

Seed at 90 - 120 lbs. per acre.

THOR™ Facultative Forage Triticale

Awnletted (reduced beard length). Moderate plant height. Good stem strength. Good early seedling vigor. High silage yield. Good silage quality. Adapted widely throughout the Northern US and northeast. Ideal variety for spring and fall forage mixes. Can be planted in Spring and Fall (facultative variety).

Seed at 90 - 120 lbs. per acre

KARA Forage Oats

Kara forage oat is a tall, leafy, forage style oat with excellent yield and improved resistance to leaf rust.

Seed at 120 - 150 lbs. per acre.

KALIO Forage Oats

Kalio is a tall variety that has shown in local testing to produce 1/2 ton of dry matter over Kara oats. Excellent resistance to crown and leaf rusts.

Seed at 120 - 150 lbs. per acre

Don't see it here? SEEDWAY, LLC will custom blend forage mixes to fit the needs and demands of your particular operation. Call your SEEDWAY office or Territory or Retail Field Manager today for details.



VISIT SEEDWAY ONLINE AT WWW.SEEDWAY.COM/FARMSEED

Designed with partners and customers in mind, streamlined product portfolios, implemented searchable product tools, simplified navigation, and built in responsive layout for all platforms while providing more resources and information on our products and services.

****Varieties listed for forage and pasture mixes may be substituted with comparable varieties based on availability.
Custom mixes are available with an additional mix charge for growers desiring specific varieties or different mix ratios**

SEEDWAY 100

Long lasting mixture of high performing alfalfa and an endophyte free tall fescue to give persistence and traffic tolerance. (20 lbs./acre)

90% High Yielding Alfalfa
10% Endophyte - Free Forage Tall Fescue

SEEDWAY 200

A mixture that will tolerate wetter soils as well as well drained soils and provide excellent forage yields and quality. (20 lbs./acre)

50% Branch Root Alfalfa
30% Meadow Fescue
20% Forage Tall Fescue

SEEDWAY 325

Ideal for wetter than normal soils. Suitable for river bottom fields and low lying areas. High yielding with excellent forage quality. (30 lbs./acre)

35% Endophyte Free Tall Fescue
35% Meadow Fescue
20% Festulolium
10% Red Clover

SEEDWAY 400

A red clover based mix with enough timothy to balance the ration and provide an excellent stand for three years. (18 lbs./acre)

60% Red Clover
40% Timothy Variety

SEEDWAY 500

Perennial grass mixture that has excellent forage quality and yield. Mixture will tolerate a multitude of soil types and conditions. (20 - 30 lbs./acre)

35% Festulolium
35% Forage Perennial Ryegrass
15% Annual Ryegrass
15% Red Clover

SEEDWAY 150

High forage quality combining top ranking alfalfa with timothy to provide higher yields. (20 lbs./acre)

85% High Yielding Alfalfa
15% Timothy Variety

SEEDWAY 250

An alfalfa and grass mixture that will produce on a wide range of soil types and conditions. (20 lbs./acre)

65% High Yielding Alfalfa
25% Endophyte Free Tall Fescue
10% Timothy

SEEDWAY 350

High yielding mixture that will dry down fast and provide excellent feed quality hay. (30 lbs./acre)

35% Endophyte - Free Forage Tall Fescue
30% Orchardgrass
15% Red Clover
10% Perennial Ryegrass
10% Festulolium

SEEDWAY 450

Economical mix to cover the basic needs for a legume and grass mixture. (18 lbs./acre)

50% Alfalfa
35% Timothy
15% Medium Red Clover

SEEDWAY 550

High yielding all grass mixture for both hay and grazing. Quick dry down, persistent, and suitable for all soil conditions. (30 lbs./acre)

40% Endophyte - Free Forage Tall Fescue
30% Orchardgrass
20% Festulolium
10% Late Maturing Timothy



NEWS YOU CAN USE

Visit WWW.SEEDWAY.COM > ABOUT US > AGRONOMY
and stay up-to-date on agronomy news that is
happening in your region from SEEDWAY and
industry leading professionals.

YOUR SUCCESS IS OUR PRIORITY.



PLANT. HARVEST.
PROFIT.



SUMMER ANNUAL COMPARISON CHART

Variety Name	BMR/Gene	Stalk	Growth Habit	Maturity	Recovery After Cutting	Silage	Hay	Grazing	Seeding Rate lbs./acre
Forage Sorghum: Performs best in moderate to well drained soils with pH range of 5.5 - 7.0. Drought tolerance is high. Requires 1/3 less water than corn.									
SSA 171 BMR6 DS	Yes / 6	Dry	Upright	75 Day To Soft Dough	Fair	Excellent	Fair	No	7 - 11 lbs.
SSA 181 BMR6 DS	Yes / 6	Dry	Upright	85 Day To Soft Dough	Fair	Excellent	Fair	No	7 - 11 lbs.
SSA 191 BMR6 BD	Yes / 6	Juicy	Brachytic Dwarf	95 Day To Soft Dough	Fair	Excellent	Fair	No	7 - 11 lbs.
Sorghum Sudan: Multiple cut system to fast regrowth. Yield is generally less than forage sorghum. Large stems make drying for hay difficult.									
SSA 251 BMR6 DS	Yes / 6	Dry	Upright	55 Day To Boot	Very Good	Very Good	Very Good	Very Good	35 - 50 lbs.
SSA 252 BMR6	Yes / 6	Juicy	Upright	55 Day To Boot	Very Good	Very Good	Very Good	Very Good	35 - 50 lbs.
SSA GreenGrazer	No	Juicy	Upright	65 Day To Boot	Good	Good	Good	Good	35 - 50 lbs.
Hybrid Sudan: Smaller leaves and finer stems, making drydown more efficient. Hybrids available that are slightly larger and higher yielding.									
SSA M31 BMR6 DS	Yes / 6	Dry	Upright	35 Day To Boot	Excellent	Excellent	Excellent	Excellent	25 - 30 lbs.
SSA M32 BMR6 DSBD	Yes / 6	Dry	Brachytic Dwarf	35 Day To Boot	Excellent	Excellent	Excellent	Excellent	25 - 30 lbs.
Pearl Millet: Bushy type with high yield potential. Widely adapted. No prussic acid concerns. Forage produced is virtually all leaves.									
SSA Leafy PM	No	Juicy	Leafy	60 - 65 Day To Boot	Very Good	Excellent	Excellent	Good	15 - 25 lbs.
SSA Dwarf BMR PM	Yes	Juicy	Brachytic Dwarf	60 - 65 Day To Boot	Very Good	Excellent	Excellent	Good	15 - 25 lbs.
German Millet	No	Juicy	Upright	50 - 55 Day To Boot	Fair	Good	Good	Good	20 - 25 lbs.

Variety Name	Grain Color	Days To Mid Bloom	Plant Height	Head Type	Anthrachnose	Powdery Mildew	Seeding Rate lbs./acre
Grain Sorghum: Primary use is for feed produced from grain. Exceptional yield performance with wide area of adaptability. Popular for wildlife cover and food source.							
SGS 801	Red	52 Day	24" - 42"	Semi Open	Excellent	Very Good	10 lbs.
SGS 251	Red	55 Day	40" - 45"	Semi Closed	Good	Good	10 lbs.
SGS 255C	Cream	58 Day	38" - 45"	Semi Open	Good	Very Good	10 lbs.
SGS 425	Red	65 Day	40" - 45"	Semi Open	Very Good	Excellent	10 lbs.

KEY**SSA = SEEDWAY Summer Annuals****M = Multiple****DS = Dry Stalk BD = Brachytic Dwarf****SSA 171 BMR6 DS****75 Day • Forage Sorghum**

Male sterile hybrid, volunteer growth is not an issue provided there is adequate isolation from pollen fertile sorghums. Significantly lower stem lignin concentration. Improved digestibility and palatability equals milk production of corn. Requires 1/3 less water than corn for the same production. Dry stalk gene improves harvest time. Seed at 7-11 lbs. per acre.

SSA 181 BMR6 DS**85 Day • Forage Sorghum**

Male sterile hybrid, volunteer growth is not an issue provided there is adequate isolation from pollen fertile sorghums. Dry stalk gene improved harvestability timing. Significantly lower stem lignin concentration. Improved digestibility and palatability. Requires 1/3 less water than corn. Male sterile hybrid. Seed at 7-11 lbs. per acre.

SSA 191 BMR6 BD**95 Day • Brachytic Dwarf Forage Sorghum**

Dwarfing gene increases leaf to stem ratio and provides superior standability. Significantly lower stem lignin concentration. Improved digestibility and palatability. Equals milk production of corn. Grain producing hybrid. Seed at 7-11 lbs. per acre.

SSA M31 BMR6 DS**35-40 Leafy BMR 6 Hybrid Sudangrass**

SSA M31 BMR6 DS is a BMR 6 Hybrid Sudangrass. The BMR 6 gene added to a sudangrass hybrid adds the high quality to a plant that has fine stems and quick regrowth. This hybrid will have fast dry down so it can be used in areas that have trouble putting sorghum sudan up as dry hay. Seed at 25-30 lbs. per acre.

SSA 251 BMR6 DS**50-55 Day • Dry Stalk Hybrid Sorghum-Sudan**

Produces high tillering, high quality forage with excellent early vigor. The high leaf-to-stem ratio equals high protein. Digestibility has been increased by 20% due to the BMR 6 trait. Dry stalk gene allows for more timely harvest and helps get the crop out of the field quickly. Typically used in a rotation grazing or 1-3 cutting systems allowing growers to produce the maximum amount of forage. Seed at 35-50 lbs. per acre.

SSA 252 BMR6**50-55 Day • Hybrid Sorghum - Sudangrass**

SSA 252 BMR6 produces some of the highest dry matter yields of any BMR and non-BMR hybrid sorghum-sudangrass commercially available with excellent nutritional quality and vigor. Highly digestible, increased drought tolerance and improved animal utilization due to reduced lignin. Excellent choice for grazing, hay, greenchop and silage. Seed at 35-50 lbs. per acre.

SSA GREENGRAZER**63-65 Day • Hybrid Sorghum - Sudangrass**

Small seeded three way cross with thin stems that are highly palatable. Very fast regrowth after cutting. Possesses the Green Top trait, which allows for further extension of the plant. Planting at higher populations will result in a finer stemmed forage. Finer stems will allow the forage to dry faster for higher quality hay than is possible with thick stemmed types. Seed at 35-50 lbs. per acre.

SSA M32 BMR6 DSBD**35-40 Day BMR Dwarf Hybrid Sudangrass**

SSA M32 BMR6 DSBD is the first BMR-6, brachytic dwarf hybrid sudangrass to hit the market. The BMR-6 gene adds high digestibility to a plant that has very fine stems and tremendous regrowth. The brachytic dwarf trait adds a much tighter distance between internodes, allowing for a lower cutting/grazing height and better standability. The dry stalk trait allows for quick dry down, making this one of the most versatile forage products on the market. Seed at 25-30 lbs. per acre.

Early planting is NOT an option with sorghum and sorghum x sudan products. They must be planted in warm soils. May 20 is the absolute earliest after soils are warm. Also observe sorghum / sudan feed warnings to prevent Prussic Acid Poisoning.

- (1) Avoid larger nitrogen applications prior to expected drought period.
- (2) 2, 4-D increases Prussic Acids for several weeks after application.
- (3) Do not harvest drought damaged plants within 4 days of good rain.
- (4) Allow at least 7 days killing frost before chopping.
- (5) Cut at higher stubble height, nitrates accumulate in the lower stalks.
- (6) Wait 6 weeks after ensiling to allow Prussic Acid to dissipate.

GRAIN SORGHUM • PEARL MILLET



GRAIN SORGHUM

Feed: Grain sorghum is used primarily for feed produced from the grain although grain sorghum can be used for silage if necessary. It is not recommended for grazing.

Wildlife: Grain sorghum is a favorite food source for upland game birds, migratory birds and other non game birds.

PEARL MILLET

Pearl millet is used primarily for grazing, green chop and silage.

NEW SGS 801 50-52 Day • Hybrid Grain Sorghum

Widely adapted from north to south across soil types and environmental conditions. Good emergence and early vigor help SGS 801 get off to a fast start, while exceptional stress tolerance allows for dependable yield performance under adverse conditions. If you need an early maturity hybrid with high yield potential, SGS 801 is the variety to ask for. Seed at 8-12 lbs./acre.

SGS 255C 54-58 Day • Grain Sorghum

SGS 255C is widely adaptable north to south across extraneous soil types and conditions of the medium-early maturity zones. Exceptional stress tolerance allows for dependable yield performance under adverse conditions. Good emergence score and early vigor help SGS 255C get a fast start in spring. Cream colored grain. Very popular for wildlife applications. Seed at 8-12 lbs./acre.

SSA Leafy Pearl Millet 63 Day

SSA Leafy Pearl Millet is a bushy type hybrid pearl millet with high yield potential which is achieved very quickly being only 63 days to the boot stage. It has a high level of tolerance to many pathogens and high humidity, but cannot tolerate standing surface water. Can be grown on as little as 16 inches of water, however, greater tonnage will be produced with greater water availability. The bushy type plant stature means that the forage produced is virtually all leaves. This greater leaf mass gives SSA Leafy Pearl Millet high crude protein concentrations and high TDN values. Seed at 20-25 lbs./acre.

SGS 251 55 Day • Grain Sorghum

SGS 251 is widely adaptable north to south across various soil types and conditions of the medium-early maturity zones. Exceptional stress tolerance allows for dependable yield performance under adverse conditions. Good emergence score and early vigor help SGS 251 get a fast start in spring. Red grain color. Seed at 8-12 lbs./acre.

SGS 425 62-65 Day • Hybrid Grain Sorghum

SGS 425 is widely adapted from north to south across soil types and environmental conditions. Good emergence and early vigor help SGS 425 get off to a fast start, while unmatched stress tolerance allows for dependable yield performance under adverse conditions. If you need a medium maturity hybrid with high yield potential, SGS 425 is the variety to ask for. Red colored grain. Seed at 8-12 lbs./acre.

SSA Dwarf BMR Pearl Millet 60-65 Day

SSA Dwarf BMR Pearl Millet is a new concept in hybrid pearl millets with BMR and dwarfing gene technology. The BMR gene reduces plant lignin versus conventional pearl millets resulting in a highly digestible forage with improved nutritional quality for superior animal performance. The dwarfing gene increases the leaf to stem ratio for higher forage quality, improves standability in the field and allows heavier grazing pressure with its extensive tillering. With high yield and quality potential, an excellent disease resistance package, drought stress tolerance and rapid growth, ideal for the grower who wants the flexibility of grazing, hay, or silage. Seed at 20-25 lbs./acre.

NOTES



FORAGE PRODUCTS

FORAGE SEED INFORMATION CHART

VARIETY	APPROX. SEEDS/LB	LBS/BU	PLANTING RATE (LBS/ACRE)	PLANTING RATE IN MIX (LBS/ACRE)	SEEDING DEPTH (INCHES)	SUGGESTED PLANTING DATES	EMERGENCE TIME (DAYS)	PRIMARY USE	LIFE CYCLE
Alfalfa	227,000	60	15 - 20	8 - 10	1/4 - 1/2	March-May, August-September	7	Hay, Silage, Pasture	Perennial
Barley	14,000	48	90 - 120	60 - 90	1 - 2	March-April, August-October	7	Pasture	Annual
Bermudagrass (Hulled)	2,071,000	40	5 - 10	-	1/8	April-June, August-September	21	Hay, Pasture	Perennial
Birdsfoot Trefoil	370,000	60	8 - 10	4 - 8	1/4	February-May, August-September	7	Pasture	Perennial
Bluegrass, Kentucky (Forage)	2,177,000	14	10 - 15	4 - 10	1/4	February-May, August-September	28	Pasture	Perennial
Bluestem, Big	165,000	22	5 - 12 PLS	-	1/4 - 1/2	May-June	28	Hay, Pasture	Perennial
Bluestem, Little	237,000	-	5 - 8 PLS	-	1/4 - 1/2	May-June	28	Pasture	Perennial
Brome, Meadow	93,000	-	12 - 20	4 - 8	1/4 - 1/2	March-May, August-September	14	Hay, Pasture	Perennial
Brome, Smooth	138,000	14	15 - 20	3 - 10	1/4 - 1/2	March-May, August-September	14	Hay, Pasture	Perennial
Buckwheat	15,000	52	40 - 55	-	1/2 - 1	June-July	7	Hay, Grain, Wildlife	Annual
Buffalograss	49,000	-	40 - 80 PLS	-	1/2	May-June	14 - 21	Pasture	Perennial
Chicory	426,000	-	4 - 5	2 - 3	1/8 - 1/4	April-May-August-September	7 - 21	Pasture, Wildlife	Perennial
Clover, Alsike	728,000	60	7 - 8	1 - 3	1/4 - 1/2	February-May, August-October	7	Hay, Pasture	Perennial
Clover, Arrowleaf	400,000	60	5 - 10	-	1/8 - 1/2	August-October	7	Hay, Pasture	Annual
Clover, Berseem	207,000	60	10 - 20	-	1/4 - 1/2	May-June, August-October	7	Hay, Pasture	Annual
Clover, Crimson	150,000	60	20 - 30	-	1/4 - 1/2	August-October	7	Hay, Pasture	Annual
Clover, Kura	227,000	60	10	4 - 6	1/4 - 1/2	April-May, August	7	Hay, Pasture	Perennial
Clover, Landino White	768,000	60	4 - 6	2 - 4	1/8 - 1/4	February-May, August-October	7 - 10	Hay, Pasture	Perennial
Clover, Mammoth Red	272,000	60	8 - 12	4 - 8	1/4 - 1/2	February-May, August-October	7	Hay, Silage, Pasture	Perennial
Clover, Medium Red	272,000	60	8 - 12	4 - 8	1/4 - 1/2	February-May, August-October	7	Hay, Silage, Pasture	Perennial
Clover, New Zealand White	768,000	60	4 - 6	2 - 4	1/8 - 1/4	February-May, August-October	7 - 10	Pasture	Perennial
Clover, White Dutch	768,000	60	6 - 8	2 - 4	1/8 - 1/4	February-May, August-October	7 - 10	Pasture	Perennial
Crownvetch	138,000	60	20 - 40	5 - 10	1/2	March-May, August-September	14	Erosion Control	Perennial
Dropseed, Prairie	224,000	-	5 PLS	-	1/2	March-June	-	Pasture	Perennial
Dropseed, Sand	5,300,000	-	2 - 4 PLS	-	1/2	March-June	-	Pasture	Perennial
Eastern Gamagrass	724,000	-	8 - 10 PLS	-	1/2	May-June	14	Hay, Pasture	Perennial
Fescue, Hard	592,000	-	5 - 10	-	1/4 - 1/2	February-May, August-September	14	Erosion Control	Perennial
Fescue, Meadow	227,000	19	8 - 12 PLS	-	1/4 - 1/2	March-May, August-September	14	Pasture	Perennial
Fescue, Tall	227,000	25	10 - 30	-	1/4 - 1/2	March-May, August-September	14	Hay, Pasture, Erosion Control	Perennial
Festulolium	227,000	-	25 - 45	8 - 20	1/4	March-May, August-September	14	Hay, Pasture	Perennial
Grama, Blue	724,000	-	4 - 10	-	1/4 - 1/2	May-July	14	Pasture	Perennial
Grama, Sideoats	160,000	-	6 - 12	-	1/2	May-June	28	Pasture	Perennial
Hairy Vetch	16,000	60	20 - 25	-	1	August-October	14	Hay, Pasture	Annual
Indiangrass	200,000	10	6 - 12	-	1/2	May-June	28	Pasture	Perennial
Kales	200,000	-	3.5 - 4	2 - 3	1/2	May-June	7	Pasture	Annual
Lespedeza, Korean (Hulled)	238,000	25	25 - 35	-	1/4 - 1/2	March-April	14	Hay, Pasture, Erosion Control	Annual
Lespedeza, Striate (Kobe)	200,000	25	25 - 35	-	1/4 - 1/2	March-April	14	Hay, Pasture, Erosion Control	Annual
Millet, Browntop	142,000	50	10 - 30	-	1/2 - 1	May-July	10	Hay, Pasture	Annual

VARIETY	APPROX. SEEDS/LB	LBS/BU	PLANTING RATE (LBS/ACRE)	PLANTING RATE IN MIX (LBS/ACRE)	SEEDING DEPTH (INCHES)	SUGGESTED PLANTING DATES	EMERGENCE TIME (DAYS)	PRIMARY USE	LIFE CYCLE
Millet, Foxtail (German)	220,000	50	20 - 25	-	1	May-July	10	Hay	Annual
Millet, Japanese	143,000	35	15 - 30	8 - 12	1	April-July	10	Hay, Wildlife, Erosion Control	Annual
Millet, Pearl	60,000	52	15 - 25	-	1/2	May-July	7	Pasture, Silage	Annual
Millet, Proso	80,000	56	20 - 30	-	1	May-July	10	Grain, Wildlife	Annual
Oats, Spring, Fall	16,000	32	64 - 120	60 - 90	1 - 2	March-April, August-September	10	Hay, Pasture	Annual
Orchardgrass	416,000	14	10 - 20	3 - 6	1/4 - 1/2	March-May, August-September	18	Hay, Pasture	Perennial
Peas, Austrian Winter	2,000	60	30 - 40	20 - 30	1/2 - 1	March-April, September-October	7	Hay, Pasture, Silage	Annual
Peas, Cow	3,000	60	75 - 120	-	1/4 - 1/2	May-June	8	Hay, Pasture, Silage	Annual
Rape	145,000	50	5 - 8	4 - 6	1/2	April-August	7	Pasture	Annual
Red Top	4,990,000	14	4 - 5	1 - 2	1/4	March-May, August-September	10	Pasture, Erosion Control	Perennial
Reed Canarygrass	480,000	47	8 - 10	4 - 8	1/4 - 1/2	March-May, August-September	21	Hay, Pasture	Perennial
Rye, Grain	18,000	56	90 - 120	60 - 90	1 - 2	March-April, August-September	7	Hay, Pasture	Annual
Ryegrass, Annual	227,000	24	30 - 40	6 - 10	1/4 - 1/2	February-May, August-September	14	Hay, Pasture, Erosion Control	Annual
Ryegrass, Perennial	227,000	24	30 - 40	6 - 10	1/4 - 1/2	February-May, August-September	14	Hay, Pasture	Perennial
Sainfoin	30,000	55	30 - 45	15	1/2 - 3/4	March-April	10	Hay, Pasture, Wildlife	Perennial
Sorghum, Forage	17,000	56	15 - 50	-	1	May-July	10	Silage	Annual
Sorghum, Forage BMR	17,000	56	6 - 8	-	1	May-July	10	Silage	Annual
Sorghum, Grain	15,000	50	4 - 20	-	1	May-July	10	Grain, Wildlife	Annual
Sorghum-Sudangrass	21,000	56	20 - 40	-	1	May-July	10	Hay, Pasture	Annual
Sorghum-Sudangrass BMR	21,000	56	20 - 40	-	1	May-July	10	Hay, Pasture	Annual
Sudangrass	43,000	40	20 - 45	-	1/2 - 1	May-July	10	Hay, Pasture	Annual
Sunflowers, Peredovik	7,000	32	8 - 40	-	1	May-July	7	Wildlife	Annual
Swedes	200,000	-	2 - 3	-	1/4 - 1/2	May-June	7	Pasture	Annual
Sweetclover, White Blossom	259,000	60	6 - 15	3 - 8	1/4 - 1/2	February-May, August-October	7	Pasture	Biennial
Sweetclover, Yellow Blossom	259,000	60	6 - 15	3 - 8	1/4 - 1/2	February-May, August-October	7	Pasture	Biennial
Switchgrass	389,000	55	4 - 8 PLS	-	1/2	April-May	21	Hay, Pasture	Perennial
Teff	1,300,000	-	4-6 raw / 8-12 coated	-	1/8 - 1/4	May-July	3 - 6	Hay	Annual
Timothy	1,152,000	45	6 - 12	2 - 6	1/4 - 1/2	March-May, August-September	10	Hay, Pasture	Perennial
Triticale	15,000	48	90 - 120	60 - 90	1 - 2	March-April, August-October	7	Hay, Pasture	Annual
Turnips	220,000	55	2 - 8	1 - 2	1/2	April-August	7	Pasture	Annual
Weeping Lovegrass	1,482,320	60	3 - 5	1 - 2	1/2	May-June	7	Hay, Pasture	Perennial
Wheat	11,000	60	60 - 120	60 - 90	1 - 2	March-April, August-October	7	Pasture	Annual
Wheatgrass, Crested	175,000	22	10 - 12 PLS	-	1/2	March-June	10 - 14	Pasture	Perennial
Wheatgrass, Intermediate	88,000	-	12 - 18 PLS	-	1/2	March-June	10 - 14	Pasture	Perennial
Wheatgrass, Pubescent	90,000	-	12 - 18 PLS	-	1/2	March-June	10 - 14	Pasture	Perennial
Wheatgrass, Slender	160,000	-	10 - 12 PLS	-	1/2	March-June	10 - 14	Pasture	Perennial
Wheatgrass, Tall	79,000	-	15 - 20 PLS	-	1/2	March-June	10 - 14	Pasture	Perennial
Wheatgrass, Western	110,000	-	8 - 15 PLS	-	1/2	March-June	10 - 14	Pasture	Perennial

BRASSICA & SPECIALTY FORAGES

BRASSICA

Pasture: Brassicas allow the flexibility to increase livestock carrying capacity and extend the grazing season into late fall and winter.

Cover Crop: Brassicas have many agronomic benefits when used as cover crops such as erosion control, nutrient recycling, enhanced soil tilth, reducing soil compaction and building organic matter.

Wildlife: Brassicas are nutritious and desirable food sources for deer and other wildlife during the winter months when other food supplies are scarce.

JACKPOT FORAGE TURNIP

Jackpot is a true forage turnip that exhibits multiple growing points (crowns) on top of the bulb to withstand grazing pressure unlike a purple top with one growing point. Smaller bulb to reduce hoofing out of soil.

Seed at 5 lbs /acre.

VIVANT HYBRID BRASSICA

Vivant is a cross between a forage turnip and a forage rape. Vivant exhibits more of a tuber than a bulb and has 80% more leaf than a purple top turnip, which provides more feed.

Seed at 5 lbs /acre.

IMPACT FORAGE COLLARDS

Forage collards produce a significant amount of biomass that can be beneficial for adding organic matter to soils, or for livestock grazing. In a grazing situation, these collards rebound and regrow very well after grazing. Excellent choice for wildlife food plots.

Seed at 10 lbs/acre alone or 2-3 lbs/acre in mixes.

TROPHY RAPE

Trophy rapeseed is a fast growing brassica that is heat, cold and drought tolerant. Trophy is a canola type rape which produces large volumes of biomass with equal or higher feed values.

Seed at 5 lbs /acre.

ENDURE CHICORY

Endure is a true perennial forb that provides high forage quality and biomass. Very palatable and drought tolerant.

Seed at 5 lbs /acre.

DESSIE TEFF

Dessie is a warm season annual grass variety developed for high forage production and forage quality without the problems of other summer annual grasses such as prussic acid or nitrate buildup. Dessie makes the ideal horse hay with great palatability, digestibility, and attractive green color which is important for the premium horse hay.

Seed at 10 lbs / acre.

COVER CROPS & MIXTURES

SEEDWAY has developed a progressive cover crop program to benefit growers by providing seed of individual species and mixtures that are high quality, professionally tested, and legally tagged.

These mixtures of grass and legume species provide the potential for increased crop yields, disruption of disease & pest cycles, reduced soil erosion, increased water infiltration and nutrient recycling. In addition to the soil benefits that cover crops provide, many species provide opportunities for grazing, haying, or ensiling a nutritious forage crop.

COVER CROP BENEFITS

- **Weed Control** – Seeding at higher rates or selecting species with dense leaf canopies will help suppress weeds.
- **Reduce Soil Compaction** – Certain species create pilot holes to promote soil aeration, water infiltration and better root penetration while others simply shatter the soil layers with their high density root system.
- **Nutrient Mining** – Some cover crops can capture up to 200 pounds of nitrogen before winterkill occurs.
- **Nematode Control** – Natural bio fumigants are produced by a few plant species that can decrease nematode populations.
- **Organic Matter** – Increase soil organic matter using species that produce a large amount of biomass that can be incorporated into the soil.
- **Erosion Control** – Selecting species with quick germination and excellent ground cover will help eliminate wind and water erosion issues.

SEEDWAY, LLC cover crops can be custom blended into mixes to fit the needs and demands of your particular operation.

Call your SEEDWAY Office, Territory Field Manager, or Retail Field Manager today for details.



COVER CROP HELP DESK

covercrops@seedway.com

Email SEEDWAY with questions on products, utilization, availability, pricing and more. A timely response will be given to your inquiry.

COVER CROPS & MIXTURES

SW-PR 25 lbs. per acre

80% Survivor Winter Pea • 20% Eco-Till™ Radish

- Rapid establishment to prevent wind and water erosion.
- Fixes atmospheric nitrogen to increase soil nitrogen levels.
- Improves soil permeability for increased air and water penetration, reduces soil compaction, and increases root development potential.
- Recycles nutrients that would have been lost to leaching or runoff.
- Potential forage for fall grazing.

SW-RYR 25 lbs. per acre

80% Fria Annual Ryegrass • 20% Eco-Till™ Radish

- Improves soil permeability for increased air and water penetration, reduces soil compaction, and increases root development potential.
- Recycles nutrients that would have been lost to leaching or runoff.
- Holds surface soil in place.
- Improves soil tilth which can benefit any crop that follows.
- Potential forage production for fall grazing.

SW-RYC 25 lbs. per acre

60% Fria Annual Ryegrass • 40% Crimson Clover

- Rapid establishment to prevent wind and water erosion.
- Improves soil permeability for increased air and water penetration, reduces soil compaction and increases root development potential.
- Fixes atmospheric nitrogen to increase soil nitrogen levels.
- Potential forage for fall and spring grazing, spring silage or hay.

SW-POR 50 lbs. per acre

50% Survivor Winter Peas • 40% Jerry Oats • 10% Eco-Till™ Radish

- Rapid establishment to prevent wind and water erosion.
- Improves soil permeability for increased air and water penetration, reduces soil compaction, and increases root development potential.
- Recycles nutrients that would have been lost to leaching or runoff.
- Fixes atmospheric nitrogen to increase soil nitrogen levels.
- Potential forage for fall and spring grazing, spring silage or hay.

SW-TCR 50 lbs. per acre

80% Triticale • 10% Crimson Clover • 10% Eco-Till™ Radish

- Rapid establishment to prevent wind and water erosion.
- Recycles nutrients that would have been lost to leaching or runoff.
- Fixes atmospheric nitrogen to increase soil nitrogen levels.
- Improves soil permeability for increased air and water penetration, reduces soil compaction and increases root development potential.
- Best used prior to corn, wheat or other crops requiring significant nitrogen inputs.
- Potential forage for fall and spring grazing, spring silage or hay.

SW-TRY 100 lbs. per acre

80% Triticale • 20% Fria Annual Ryegrass

- All grass mix.
- Excellent forage for fall and spring grazing.
- Improves soil tilth which can benefit any crop that follows.
- Rapid establishment to prevent wind and water erosion.



SW-TCR[^]



SW-POR[^]



SW-TRY[^]



SW-PR[^]



SW-RYR[^]



SW-RYC[^]

[^]Cover crop mixture varieties may be substituted subject to availability.

COVER CROP PRODUCTS

**** SEE PAGE 67 FOR COVER CROP
RECOMMENDATIONS CHART ****

DAIKON RADISH

Eco-Till radish is a true variety that ensures consistency and produces more root mass than turnips or mustards. This extra large root system allows Eco-Till to pull nitrogen and other nutrients from deep within the soil and bring them back to the surface. Upon decomposition, the nitrogen and other nutrients become available to the next cash crop. Eco-Till radish reduces soil compaction and increases soil organic matter. Seeding rate 8-15 lbs./acre alone, and 2-7 lbs./acre in mixes.



DAIKON RADISH[^]

ANNUAL RYEGRASS

Fria is a late maturing, widely adapted diploid annual ryegrass with exceptional cold tolerance and improved disease resistance. As a cover crop, Fria can break up natural and manmade hardpans with its deep root penetration when planted in a continuous no-till cropping rotation. Its fibrous root system provides the ability to capture and keep nitrogen and phosphorus in the soil profile following manure applications preventing nutrient runoff. Large amounts of biomass can be returned to the soil to improve organic matter, or can be utilized as a fall and spring forage source for livestock. Seeding rate 30-40 lbs./acre alone, and 15-20 lbs./acre in mixes.



ANNUAL RYEGRASS[^]

HAIRY VETCH

Purple Bounty is a winter hardy, early maturing hairy vetch variety developed for high nitrogen fixation, increased biomass for a thicker mulch and earlier flowering for more flexibility in planting succeeding crops. Hairy vetch forms ground cover slowly in the fall, but root development continues throughout the winter with substantial biomass production in the spring. For best results, Purple Bounty should be in full bloom to allow for peak nitrogen contribution and to mow, roll or spray for maximum vetch kill. Spring oats or winter grains can also be planted with Purple Bounty to act as a protective cover for improved winter survival and increased erosion control. Purple Bounty is an excellent cover crop for nitrogen fixation, erosion control, biomass, and weed suppression. Seeding rate 20-30 lbs./acre alone, and 10 lbs./acre in mixes.



HAIRY VETCH[^]

PHACELIA

Phacelia is native to the United States but was adopted and improved by Europeans for use as a cover crop. Phacelia is quick to establish and will winter kill at 18° F. Phacelia is an excellent source of high quality nectar and pollen which increases the population and diversity of beneficial insects. Phacelia will begin to flower 6-8 weeks after emergence and will continue to flower for 4-6 weeks. Phacelia is comparable to buckwheat in many ways, but is more tolerant to cold and drought. Phacelia can also be used for forage, a green manure crop, nematode control and a nitrogen trap crop. Seeding rate 7-18 lbs./acre alone, and 5-9 lbs./acre in mixes.



PHACELIA[^]

CRIMSON CLOVER

Crimson clover is an annual clover that has erect stems, grows more quickly and has larger seeds than the more commonly used red clover. Crimson clover's primary advantages are rapid growth during cool weather and shade tolerance. Crimson clover can be planted early in the spring or fall for weed control, overseeded in corn at second cultivation or in soybeans at leaf drop. Because of its shade tolerance, crimson clover is also effective as a living ground cover in orchards. Crimson clover has been used effectively to suppress weeds when planted in the early fall, following a short-season crop such as potatoes, snap beans, vegetables or following winter wheat. Planting with a grass or cereal gives additional weed control in these situations. Seeding rate 20-30 lbs./acre alone, and 5-10 lbs./acre in mixes.



CRIMSON CLOVER[^]

COVER CROPS & MIXTURES

COVER CROP PRODUCTS

SURVIVOR WINTER PEA



Survivor Winter Pea has been bred for advanced cold tolerance, providing more confidence and consistent results on the farm. It also provides greater biomass production which translates into higher Nitrogen production. This cool season annual is capable of producing 200 pounds of Nitrogen per acre. Peas are one of the most moisture efficient crops at producing biomass. Their root system improves water infiltration and the holding capacity of the soil. Seeding rate 40-50 lbs./acre alone, and 20-30 lbs./acre in mixes.

TRITICALE

Triticale is a true breeding small forage grain developed initially from the hybridization of wheat and rye. The name 'triticale' is derived from the combined scientific names of the two crop species wheat and rye. The versatility that triticale offers as forage, straw and cover crop, adds to the economic viability that sustains the interest in this crop. Seeding rate 90-120 lbs./acre alone, and 40-90 lbs./acre in mixes.

OATS

Oats are very versatile as they can be planted during various times of the season and used as an excellent cover and forage crop. Oats work well alone, but especially well in mixes with radishes, turnips, berseem clover, crimson clover and Austrian winter peas. Oats perform well for erosion control and are very good nutrient scavengers. Oats (and mixes with radishes or turnips) work very well for manure nutrient management. Seeding rate 64-120 lbs./acre alone, and 20-90 lbs./acre in mixes.

BUCKWHEAT

Buckwheat, when used as a cover crop, can reduce both the emergence and growth of weeds, thereby providing an easy and economical alternative to herbicides. Buckwheat is a short-duration, broad-leaved, annual species which provides effective weed suppression due to its rapid early growth that establishes a canopy faster than many weeds. Residue breaks down easily. Seeding rate 50-60 lbs./acre alone, and 5-10 lbs./acre in mixes.

SUNN HEMP

Sunn Hemp is typically utilized as a green manure crop due to its nitrogen accumulation along with high fiber content. The large amount of biomass that is produced can be used as a nontoxic forage source for animals. Sunn hemp has a vigorous growth habit and is somewhat drought tolerant giving it the opportunity to thrive under various soil and environmental situations. Its value as a cover crop is due to its biomass production, N accumulation, reduced pest and pathogen infestations and weed suppression. Residue can be very fibrous. Seeding rate 30-50 lbs./acre alone, and 10-20 lbs./acre in mixes.



SURVIVOR WINTER PEA[^]



TRITICALE[^]



OATS[^]



BUCKWHEAT[^]



SUNN HEMP[^]

NEMATODE-RESISTANT COVER CROP OPTIONS



NEMATODE-RESISTANT OIL RADISH

Beyond sugarbeet cyst nematodes, multi-resistant Oil Radish varieties like CONTROL and CONCORDE also reduce other nematodes as well as many crop rotation diseases. That's why multi-resistant Oil Radish varieties make ideal cover crops for healthy beet, potato and vegetable crop rotations.

CONTROL Nematode-Resistant Oil Radish

Officially tested resistance against *Meloidogyne chitwoodi* (up to 99%) and resistance against BCN up to 90%. Control radish can decrease CRKN up to 99%. Fast early development, good weed suppression. Seed at 25 lbs per acre.

CONCORDE Nematode-Resistant Oil Radish

Fast, early development with low flowering tendencies makes Concorde ideal for later plantings. Reduces BCN up to 90%. Concorde radish can decrease CRKN up to 90%. Seed at 25 lbs per acre.

NEMATODE-RESISTANT WHITE MUSTARD

The planting period for MASTER MUSTARD begins later than that of Oil Radish varieties due to the flowering tendency of Master. For the late planting dates in mid-September, vigorous and fast early development is the most important selection criterion, which is precisely why MASTER was developed.

MASTER MUSTARD Nematode-Resistant White Mustard

Fast growing. Delayed flowering for earlier plantings. Rapid maturity for later plantings. Use when bio-mass considerations are most important to your operation. Reduces BCN up to 80%. Reduces CRKN up to 80%. Seed at 20 lbs per acre.

NEMATODE-RESISTANT BLACK OAT

Pratex Black oats, *Avena strigosa*, offer a wide planting window, giving you season-long flexibility as a cover crop. Not frost tolerant, so avoid later plantings approaching normal frost dates.

PRATEX Nematode-Resistant Black Oat

Effectively reduces Root Lesion and Stubby Root nematodes. Performs well in all soil types. Good biomass producer that can be used for grazing livestock. Rapid development makes for ideal weed suppression. Seed at 70-90 lbs per acre.

SEEDWAY, LLC cover crops can be custom blended into mixes to fit the needs and demands of your particular operation.

Call your SEEDWAY Office, Territory Field Manager, or Retail Field Manager today for details.

RECOMMENDATIONS FOR A SPECIFIC USE

For Specific Purpose	SW-PR	SW-PDR	SW-TCR	SW-RyR	SW-RyC	SW-TRy	Daikon Radish	Brassicas	Buckwheat	Winter Peas	Cereal Rye	Annual Ryegrass	Oats	Triticale	Crimson Clover	Hairy Vetch	Phacelia	Sunn Hemp
Organic Matter	X	X	X	X	X	X	X	X	X	X	X	X	X	X	X	X	X	X
N Fixation	X	X	X		X					X					X	X	X	X
Nutrient Recapture	X	X	X	X	X	X	X	X	X	X	X	X	X	X	X	X	X	
Requires No Herbicide To Kill	X	X					X	X		X						X		X
Reduce Soil Compaction	X	X	X	X	X	X	X	X				X				X		X
Quick Forage/Graze	X	X	X	X	X	X	X	X			X	X	X	X	X			
Droughty Soils									X									X
Hay Crop				X		X					X		X	X	X			
Weed Control	X	X	X	X	X	X	X	X	X		X			X		X		X
Enhance No-Till		X	X	X	X	X	X	X			X	X	X	X		X		
Prevent Soil Erosion	X	X	X	X	X	X	X	X	X	X	X	X	X	X	X	X		X
Tolerate Wet Soils			X	X							X	X	X	X	X			
Cold Tolerant			X	X	X	X	X	X	X	X	X	X	X	X	X	X	X	
Nurse Crop									X		X		X	X				
Broadcast Seeding		X	X	X	X	X	X	X			X	X	X	X	X	X		X
Nematode Control	X	X	X	X			X	X									X	
Seeding Rate Alone	25#/A	50#/A	50#/A	25#/A	25#/A	100#/A	8-15#/A	2-8#/A	50-60#/A	40-50#/A	90-120#/A	30-40#/A	64-120#/A	90-120#/A	20-30#/A	20-30#/A	7-18#/A	30-50#/A
Seeding Rate In Mix							2-7#/A	2-6#/A	5-10#/A	20-30#/A	60-90#/A	15-20#/A	20-90#/A	40-90#/A	5-10#/A	10#/A	5-9#/A	10-20#/A
Seeding Depth	1/4" - 1/2"	1/4" - 1/2"	1/4" - 1/2"	1/4" - 1/2"	1/4" - 1/2"	1/4" - 1/2"	1/4" - 1/2"	1/4" - 1/2"	1/2" - 1"	1/2" - 1"	1" - 2"	1/4" - 1/2"	1" - 2"	1" - 2"	1/4" - 1/2"	1"	1/4"	1/2"

POLLINATOR MIXES

Honey bees and other beneficial pollinators are responsible for the pollination of our crops and vegetables. With the decline in population of pollinators, it is our responsibility to help provide the habitat needed to ensure that pollinators succeed. SEEDWAY, LLC has three pollinator mixtures available to help provide that beneficial habitat.

SW ANNUAL POLLINATOR MIX Annual Pollinator Mix

SW Annual Pollinator Mix is formulated to be a beneficial pollinator mix, but an excellent cover crop mix that will build the soil with nitrogen and organic matter. Since the mix is annual, timing is important for proper planting time and should be sown early enough to have bloom for the pollinator species. Spring planting or early fall is ideal. Seed at 25-30 lbs. per acre.



Monarch Butterfly Mix



Eastern Pollinator Mix^



EASTERN POLLINATOR MIX Annual/Perennial Pollinator Mix

Formulated for the eastern United States and southeast Canada where pollinator conservation is desired. Best times to plant are spring, early summer, and fall. Seed at 11-22 lbs. per acre.

MONARCH BUTTERFLY MIX Annual/Perennial Pollinator Mix

This mixture is composed of nectar producing flowers for adult butterflies as well as milkweed which will provide egg-laying sites and food for monarch caterpillars. Plant in spring, early summer, and fall. Seed at 11-22 lbs. per acre.

THE NUTRIENT SCORECARD™

The difference between a dairy operation and a smarter dairy farm operation is often the ability to collect data, analyze it, and then act on insights. CHR Hansen has the tools to help you get the most out of data analysis so you can improve starch and fiber digestion, minimize forage loss, and increase bottom line profitability. We call it “The Nutrient Scorecard™.” This program gives farmers a scientific scorecard summary of the status of their silage and their herds nutritional performance, along with recommendations for improving milk production and herd digestion. With The Nutrient Scorecard™ you will know the score and can identify specific problems. It gives you the data and insights you need to make measurable improvements in your operations.

*A PROGRAM THAT
PROTECTS YOUR
PROFITS*



CHR HANSEN

ASK US ABOUT OUR INOCULANT QUICK TIPS !



SiloSolve® FC

Fungal Control

Heating of silage largely due to the growth of yeast and mold is problematic for feed out. Certain molds produce harmful mycotoxins which may compromise production & health of animals. Another challenge could be feed shortage, forcing farmers to initiate feed out well in advance of the optimum 90 days of fermentation. This is problematic as it will not allow the silage to reach a stable stage. The risk of heating & loss of valuable nutrients may jeopardize milk production & could lead to a severe economic impact.

**Available in a 200g canister (100tt) or 1000g canister (500tt)*

Benefits

- Excellent fermentation and aerobic stability obtained even at early feed out
- Fast growing and competitive lactic acid bacteria that dominate and control the fermentation
- Oxygen scavenging ability

Crops

- Haylage
- Small Grain Silage
- Corn Silage
- HMSC/ HMEC
- Earlage & Snaplage

Clostridia grow in wet silage when there is a lack of oxygen. Growth of clostridia leads to breakdown of protein and butyric-acid production. Silage with clostridia has a strong butyric-acid smell and elevated pH, which can reduce palatability. SILOSOLVE® MC contains three strains of lactic-acid bacteria. One patented strain reduces undesirable micro-organisms such as clostridia. The others improve overall fermentation.

*Available in a 200g canister (100tt) or 1000g canister (500tt)

Benefits

- Reduced clostridial fermentation
- Improved dry matter recovery
- Improved fermentation and digestibility
- Reduced ammonia and protein degradation
- Improved palatability

Crops

- Haylage
- Small Grain Silage
- Corn Silage

Microbial Control

SiloSolve® MC

Most farmers experience heating of silage largely due to growth of yeast and mold. Good management, including proper compaction, reduces the heat. However, some crops, such as corn, heat more often than other crops. Yeasts & molds are fungi that grow well in the presence of oxygen. Yeasts initiate the heating of silage and molds usually follow. Certain molds produce harmful mycotoxins. Mycotoxins may compromise production and health of animals.

*Available in a 200g canister (100tt) or 1000g canister (500tt)

Benefits

- Reduced heating and dry matter loss
- Improved silage stability
- Reduced growth of yeast and mold
- Improved silage quality

Crops

- Haylage
- Corn Silage
- HMSC/ HMEC
- Earlage
- Snaplage

Aerobic Stability

SiloSolve® AS

Biomax® is a versatile inoculant to enhance fermentation and reduce spoilage organisms. Contains the well-proven Lactobacillus plantarum CH6072 from our Biomax® and SiloSolve® brands, and features enhanced acidification from Lactobacillus plantarum LSI. In addition we have included Pediococcus pentosaceus P6 to speed the fermentation process.

*Available in a 500g canister (500tt)

Benefits

- Improves fermentation
- Performs exceptionally well in corn silage
- Inhibits a range of yeasts and molds

Crops

- Corn Silage
- HMSC/ HMEC
- Earlage
- Snaplage

Biomax®